



Welcome to the
United States Patent and TradeMark Office
an Agency of the United States Department of Commerce

United States Patent

6,770,759

Buynak, et al.

August 3, 2004

Penicillanic acid derivative compounds and methods of making

Abstract

Compound of formula I: ##STR1## wherein R.sup.1, R.sup.2, R.sup.3, R.sup.4 and n have any of the values defined in the specification, and their pharmaceutically acceptable salts, are useful for inhibiting .beta.-lactamase enzymes, for enhancing the activity of .beta.-lactam antibiotics, and for treating .beta.-lactam resistant bacterial infections in a mammal. The invention also provides pharmaceutical compositions, processes for preparing compounds of formula I, and novel intermediates useful for the synthesis of compounds of formula I.

Inventors: **Buynak; John D.** (Dallas, TX), **Rao; Akireddy Srinivasa** (Waukegan, IL),
Doppalapudi; Venkata Ramana (Dallas, TX)
Assignee: **Research Corporation Technologies, Inc.** (Tuscon, AZ)
Appl. No.: **10/163,684**
Filed: **June 5, 2002**

Related U.S. Patent Documents

<u>Application Number</u>	<u>Filing Date</u>	<u>Patent Number</u>	<u>Issue Date</u>
725611	Nov., 2000	6436398	Aug., 2002
223077	Dec., 1998	6156745	Dec., 2000

Current U.S. Class: 540/310
Intern'l Class: C07D 499/00 (20060101); C07D 499/04(); C07D 499/87()
Field of Search: 540/310

References Cited [Referenced By]

U.S. Patent No. 6,770,759

U.S. Patent Documents

4053468	October 1977	Holden
4356174	October 1982	Barth
4512999	April 1985	Adam-Molina et al.
4559157	December 1985	Smith et al.
4608392	August 1986	Jacquet et al.
4820508	April 1989	Wortzman
4826833	May 1989	Chen
4861768	August 1989	Torii et al.
4912213	March 1990	Taniguchi et al.
4938949	July 1990	Borch et al.
4992478	February 1991	Geria
5597817	January 1997	Buynak et al.
5629306	May 1997	Buynak et al.
5637579	June 1997	Hubschwerlen et al.
5681563	October 1997	Buynak et al.
5760027	June 1998	Buynak et al.
6156745	December 2000	Buynak et al.
6391855	May 2002	Blaschuk et al.

Foreign Patent Documents

2708219	Sep., 1977	DE
0041047	Dec., 1981	EP
0050805	May., 1982	EP
0150984	Aug., 1985	EP
0170192	Feb., 1986	EP
0367606	May., 1990	EP
0043546	Jan., 1992	EP
2043639	Oct., 1980	GB
55-136288	Oct., 1980	JP
57-99590	Jun., 1982	JP
58-59990	Apr., 1983	JP
61-109791	May., 1986	JP
62-198687	Sep., 1987	JP
64-66189	Mar., 1989	JP
7-82273	Mar., 1995	JP
WO-96/17849	Jun., 1996	WO
WO-98/24793	Jun., 1998	WO
WO-00/63213	Oct., 2000	WO
WO-03/020732	Mar., 2003	WO

Other References

Abstract of Buynak JD, et al. Bioorg Med Chem Lett Jul. 9, 1999:1997-2002.* .
Abd El-Nabi, H..A. , "Novel Heterocycles: A convenient Synthesis of Pyrrolo [2,3-d] pyrazole; Cycloaddition reaction of N-aryl(methyl)pyrrol-2,3-Diones to diazomethane and olefins", Tetrahedron, 53(5), (Feb. 1997), 1813-1822. .
Arisawa, M., et al. , "6-Acetylmethylenepenicillanic Acid (Ro 15-1903), A Potent B-Lactamasae Inhibitor. I. Inhibition of Chromosomally and R-Factor-Mediated B-Lactamasae", The Journal of Antibiotics, 35(11), (Nov. 1982), 1578-1583. .
Bennett, I..S. , et al. , "6-(Substituted Methylene)Penems, Potent Broad Spectrum Inhibitors of Bacterial B-Lactamase. V. Chiral 1,2,3-Trizolyl Derivatives", The Journal of Antibiotics, 44(9), (Sep. 1991), 969-978. .
Brenner, D..G. , et al. , "6-(Methoxymethylene)penicillanic Acid: Inactivator of RTEM B-Lactamase from Escherichia coli", Biochemistry, 23(24), (Nov. 20, 1984), 5839-5846. .
Buynak, John.D. , et al. , "Synthesis and biological activity of 7-alkylidenecephems", J. Med. Chem., 38, (1995), 1022-1034. .

U.S. Patent No. 6,770,759

- Buynak, John.D. ,et al. , "Synthesis and mechanistic evaluation of 7-vinylidenecephem sulfones as B-lactamase inhibitors", J. of Am. Chem. Soc., 116, (1994),10955-10965. .
- Buynak, J..D. ,et al. , "Synthesis of 6-vinylidenepenams", The Journal of Organic Chemistry, 58(6), (Mar. 12, 1993),1325-1335. .
- Buynak, J..D. ,et al. , "The Synthesis and Lactamase Inhibitory Activity of 6-(Carboxymethylene) Pencillins and 7-(Carboxymethylene)Cephalosporins", Bioorganic & Medicinal Chemistry Letters, 5(14), (1995),1513-1518. .
- Chen, Y..L. ,et al. , "Synthesis of a Potent B-Lactamase Inhibitor-1,1-Dioxo-6-(2-Pyridyl)Methylenepenicillanic Acid and its Reaction with Sodium methoxide", Tetrahedron Letters, 27 (30), (1986),3349-3452. .
- Gutsche, C..D. , "The Chemistry of Carbonyl Compounds", Prentice-Hall, Englewood Cliffs, NY, 46-47. .
- Hagiwara, D.,et al. , "An Efficient Synthesis of 6-Oxopenicillanic and 7-Oxocephalosporanic Acid Derivatives", Journal of the Chemical Society Chemical-Communications, 11, (Jun. 1, 1982),578-579. .
- Kant, J.,et al. , "Diastereoselective Addition of Grignard Reagents to Azetidine-2,3-dione: Synthesis of Novel Taxol Analogues", Tetrahedron Letters, 37 (36), (Sep. 2, 1996),6495-6498. .
- Kollenz, G.,et al. , "Reactions of Cyclic Oxalyl Compounds--38. New Isoindigoide Dyes for Heterocyclic 2,3-Diones--Synthesis and Thermal Rearrangement", Tetrahedron, 52(15), (Apr. 1996), 5427-5440. .
- Martin, Micahel.G. ,et al. , "Epoxides as Alkene Protecting Groups. A Mild and Efficient Deoxygenation", Tetrahedron Letters, 25 (3), (1984),pp. 251-254. .
- Palomo, C.,et al. , "New Synthesis of α -Amino Acid N-Carboxy Anhydrides through Baeyer-Villiger Oxidation of α -keto B-Lactams", The Journal of Organic Chemistry, 59 (11), (Jun. 3, 1994),3123-3130. .
- Roberts, John.D. ,et al. , "Basic Principles of Organic Chemistry", Benjamin, NY, (1964),405, 537. .
- Van Der Veen, J..M. ,et al. , "Synthesis of Azetidine-2,3-diones (α -Keto B-Lactams) via 3-(Phenylthio)-2-azetidiones", The Journal of Organic Chemistry, 54 (24), (Nov. 24, 1989),5758-5762. .
- Buynak, John D. , et al., "7-Alkylidenecephalosporin Esters as Inhibitors of Human Leukocyte Elastase", J. Med. Chem., 40, (1997), 3423-3433. .
- Buynak, J. D., "Cephalosporin-Derived Inhibitors of beta-Lactamase. Part 4: The C3 Substituent", Bioorganic & Medicinal Chemistry Letters, 12, Online 24 Apr., 2002, (2002), 1663-1666. .
- Buynak, J. D., "Coupling Reactions of Cephalosporin Sulfones: A Stable 3-Stannylated Cephem", Org. Lett. 2001, 3(19), (Aug. 30, 2001), 2953-2956. .
- Buynak, J. D., "The Synthesis and Evaluation of 2-Substituted-7-(alkylidene) cephalosporin Sulfones as beta-Lactamase Inhibitors", Bioorganic & Medicinal Chemistry Letters, 10, (2000), 847-851. .
- Buynak, J. D., "The Synthesis and Evaluation of 3-Substituted-7-(alkylidene) cephalosporin Sulfones as beta-Lactamase Inhibitors", Bioorganic & Medicinal Chemistry Letters, 10, (2000), 853-857. .
- Crichlow, G. V., "Inhibition of Class C beta-Lactamases: Structure of a Reaction Intermediate with a Cephem Sulfone", Biochemistry, 40, (2001), 6233-6239. .
- Adam, Solange, "Synthesis of Methylene (R)-6-acetonidene-3-methyl-7-oxo-4-thia-1-azabicyclo [3.2.0] hept-2-ene-carboxylate pivalate", Heterocycles, 22(7), Columbus, Ohio, U.S.,(1984),1509-1512. .
- Beharry, Zanna, et al., "Penicillin-Derived Inhibitors of the Class A B-Lactamase from Bacillus Anthracis", ICAAC Poster .TM.C1-679, Chicago, IL, (2003), 6 pgs. .
- Billups, W. E., et al., "Generation of Simple Methylenecyclopropenes as Reactive Intermediates", Tetrahedron, 37, (1981),3215-3220. .
- Bitha, P., et al., "6-(1-Hydroxyalkyl)Penam Sulfone Derivatives as Inhibitors of Class A and Class C .beta.-Lactamases I", Bioorganic & Medicinal Letters, 9(7), (1999),991-996. .
- Bitha, P., et al., "6-(1-Hydroxyalkyl)Penam Sulfone Derivatives as Inhibitors of Class A and Class C .beta.-Lactamases II", Bioorganic & Medicinal Chemistry Letters, 9(7), (1999),997-1002. .

U.S. Patent No. 6,770,759

- Black, Jennifer, et al., "Detection of Plasmid-Mediated AmpC B-Lactamases (pAmpCs) in Disk Tests Based on B-Lactamase Inhibitors (BLIs) Ro 48-1220 (R0) and LN-2-128 (LN)", 43rd ICAAC Poster #D-258, (2003), 6 pgs. .
- Blacklock, Thomas J., et al., "A Versatile Synthesis of 1,1-Dioxo 7-Substituted Cephems: Preparation of the Human Leukocyte Elastase (HLE) Inhibitor 1,1-Dioxo-trans-7-methoxycephalosporanic Acid tert-Butyl Ester", J. Org. Chem., 54, (1989), 3907-3913. .
- Buynak, John D., et al., "A Convenient Method for the Production of 6-Oxopenicillinates and 7-Oxocephalosporinates", Tetrahedron Letters, 39, (1998), 4945-4946. .
- Buynak, John D., et al., "a-Alkylidene B-Lactams. 2. A Formal Synthesis of (+)-Carpetimycin A", J. Org. Chem., 51, (1986),1571-1574. .
- Buynak, John D., et al., "Catalytic Approaches to the Synthesis of B-Lactamase Inhibitors", Tetrahedron, 56, (2000),5709-5718. .
- Buynak, John D., et al., "Penicillin-Derived Inhibitors that Simultaneously Target Both Metallo- and Serine-B-Lactamases", Bioorganic and Medicinal Chemistry Letters, (Article in Press, available online), (Jan. 22, 2004), 6 pgs. .
- Buynak, John D., et al., "Reactions of (Silylamino)phosphines with Epoxides and Episulfides", J. Org. Chem., 49, (1984),1828-1830. .
- Buynak, John D., et al., "Stille Coupling Approaches to the Stereospecific Synthesis of 7-[(E)-Alkylidene]cephalosporins", Tetrahedron Letters, 40, (1999), 1281-1284. .
- Buynak, John D., et al., "Synthesis and Reactivity of Sulfur and Silyl Substituted a-Alkylidene-B-Lactams", Tetrahedron Letters, 26, (1985),5001-5004. .
- Buynak, John D., et al., "Synthesis of the First 2', 6 Bridged Penams", J. Am. Chem. Soc., 120, (1998),6846-6847. .
- Buynak, John D., et al., "The Addition of Chlorosulphonyl Isocyanate to an Allenyl Acetate. The Preparation of a Versatile Intermediate for Antibiotic Synthesis", J. Chem. Soc., Chem. Commun., (1984),948-949. .
- Buynak, John D., et al., "The Preparation and Use of Metallo-6-vinylidene Penams", J. Chem. Soc., Chem. Commun., (1990),294-296. .
- Buynak, John D., et al., "The Preparation of the First a-Vinylidene-B-lactams", J. Chem. Soc., Chem. Commun., (1987),735-737. .
- Buynak, John D., "The Preparation of the First a-Vinylidenepenams", Tetrahedron Letters, 29, (1988),5053-5056. .
- De Meester, Patrice, et al., "3-[(Z)-p-Clorophenylthio-(E)-trimethylsilylmethylidene]-1,4-dimethyl-4-trimethylsilylazetidino-2-one: an a-Alkylidene-B-lactam", Acta Cryst., C42, (1986),1260-1262. .
- Dininno, Frank, et al., "Aldol Condensations of Regiospecific Penicillanate and Cephalosporanate Enolates. Hydroxyethylation at C-6 and C-7", J. Org. Chem., 42, (1977),2960-2965. .
- Haebich, D., et al., "Inhibitors of .beta. -lactamases. 2. Synthesis of 6-sulfonylmethylene-, 6-sulfonylmethylene- and spiro-pyrazoline- penicillanic acids", Chemical Abstracts Service, 24(2), Columbus, Ohio, U.S.,(1986),289-296. .
- Farina, Vittorio, et al., "A General Route to 3-Functionalized 3-Norcephalosporins", J. Org. Chem., 54, (1989), 4962-4966. .
- Mak, Ching-Pong, et al., "Chemical Studies on the Transformation of Penicillins I. Synthesis of Cyclic Disulfides and Thiosulfates Related to Asparagusic Acid", Heterocycles, 27(2), Columbus, Ohio, U.S.,(1988),331-337. .
- Miyashita, Kazuyuki, et al., "Design, Synthesis, and Evaluation of a Potent Mechanism-Based Inhibitor for the TEM B-Lactamase with Implications for the Enzyme Mechanism", J. Am. Chem. Soc., 117, (1995),11055-11059. .
- Murata, Y., et al., "Acute, Subacute, and Chronic Parenteral Toxicities of disodium.alpha.-sulfobenzylpenicillin (Sulfocillin) in Mice, Dogs, and Rats", Chemical Abstracts Service. 30(2), Columbus, Ohio, U.S.,(1971),262-283. .
- Siriwardane, Upali, et al., "1,1,3'-Trimethyl-3'-(trimethylsilyl)perhydroazetidino [1,2-c][1,3]oxazine- 5-spiro-2'-oxiran-6-one, a Novel B-Lactam", Acta Cryst., C45, (1989),531-533. .
- Siriwardane, Upali, et al., "4-Benzyl-3-(ethenylidene)azetidino-2-one: the First a-Vinylidene-B-lactam", Acta Cryst., C43, (1987),2242-2243. .

U.S. Patent No. 6,770,759

Siriwardane, Upali, et al., "4-Methyl-3-{{(Z)-methyl[(E)-dimethyl(phenyl)silyl]methylidene}azetidino ne: an a-Alkylidene-B-lactam", Acta Cryst., C44, (1988), 391-393. .

Volkman, R. A., et al., "Efficient Preparation of 6,6-Dihalopenicillanic Acids. Synthesis of Penicillanic Acid S,S-Dioxide (Sulbactam)", J. Org. Chem., 47, (1982), 3344-3345..

Primary Examiner: Berch; Mark L.

Attorney, Agent or Firm: Schwegman, Lundberg, Woessner & Kluth, P.A.

Parent Case Text

RELATED APPLICATIONS

This application is a continuation of U.S. Ser. No. 09/725,611 filed Nov. 29, 2000 (issued as U.S. Pat. No. 6,436,398 on Aug. 20, 2002), which is a divisional of U.S. Ser. No. 09/223,077 filed Dec. 29, 1998 (issued as U.S. Pat. No. 6,156,745 on Dec. 5, 2000), which claims priority under 35 U.S.C. 119(e) from U.S. Provisional Application Serial No. 60/070,240 filed Dec. 29, 1997, which applications are incorporated herein by reference.

Claims

what is claimed is:

1. A process for preparing a compound of formula (I): ##STR3##

wherein R.sup.1 and R.sup.2 are each independently hydrogen, (C.sub.1 -C.sub.10) alkyl, (C.sub.3 -C.sub.8)cycloalkyl, (C.sub.2 -C.sub.10)alkenyl, (C.sub.2 -C.sub.10)alkynyl, --COOR.sub.a, --CONR.sub.b R.sub.c, cyano, --C(.dbd.0)R.sub.d, --OR.sub.e, aryl, heteroaryl, oxazolidinyl, isoxazolidinyl, morpholinyl, --S(0).sub.m R.sub.f, --NR.sub.g R.sub.h, azido, or halo; R.sup.3 is (C.sub.3 -C.sub.10)alkyl, (C.sub.2 -C.sub.10)alkenyl, (C.sub.2 -C.sub.10)alkynyl, (C.sub.1 -C.sub.10)alkanoyl, (C.sub.3 -C.sub.8)cycloalkyl, aryl, heteroaryl, aryl(C.sub.1 -C.sub.10)alkyl, heteroaryl(C.sub.1 -C.sub.10)alkyl, or --CH.sub.2 R.sub.i, wherein R.sub.i is halo, cyano, cyanato, --OR.sub.j, --NR.sub.k R.sub.l, azido, --SR.sub.m, or (C.sub.3 -C.sub.8)cycloalkyl; R.sup.4 is hydrogen; m and n are each independently 0, 1, or 2; each R.sub.a -R.sub.f is independently hydrogen, (C.sub.1 -C.sub.10)alkyl, (C.sub.3 -C.sub.8)cycloalkyl, (C.sub.2 -C.sub.10)alkenyl, (C.sub.2 -C.sub.10)alkynyl, aryl, heteroaryl, oxazolidinyl, isoxazolidinyl, or morpholinyl; each R.sub.g or R.sub.h is independently hydrogen, (C.sub.1 -C.sub.10)alkyl, (C.sub.3 -C.sub.8)cycloalkyl, (C.sub.2 -C.sub.10)alkenyl, (C.sub.2 -C.sub.10)alkynyl, (C.sub.1 -C.sub.10)alkanoyl, aryl, benzyl, phenethyl, heteroaryl oxazolidinyl, isoxazolidinyl, or morpholinyl; or R.sub.g and R.sub.h together with the nitrogen to which they are attached are triazolyl, imidazolyl, oxazolidinyl, isoxazolidinyl, pyrrolyl, morpholino, piperidino, pyrrolidino, pyrazolyl, indolyl, or tetrazolyl; R.sub.j is hydrogen, (C.sub.1 -C.sub.10)alkyl, (C.sub.3 -C.sub.8)cycloalkyl, (C.sub.2 -C.sub.10)alkenyl, (C.sub.2 -C.sub.10)alkynyl, --C(.dbd.0)N(R.sub.p).sub.2, aryl, heteroaryl, arylcarbonyl, heteroarylcarbonyl, or (C.sub.1 -C.sub.10)alkanoyl, wherein each R.sub.p is independently hydrogen, (C.sub.1 -C.sub.10)alkyl, aryl, benzyl, phenethyl, or heteroaryl; each R.sub.k or R.sub.l is independently hydrogen, (C.sub.1 -C.sub.10)alkyl, (C.sub.3 -C.sub.8)cycloalkyl, (C.sub.2 -C.sub.10)alkenyl, (C.sub.2 -C.sub.10)alkynyl, (C.sub.1 -C.sub.10)alkanoyl, --C(.dbd.0)N(R.sub.2).sub.2, aryl, benzyl, phenethyl, heteroaryl oxazolidinyl, isoxazolidinyl, or morpholinyl, wherein each R.sub.q is independently hydrogen, (C.sub.1 -C.sub.10)alkyl, aryl, benzyl, phenethyl, or heteroaryl; or

U.S. Patent No. 6,770,759

R.sub.k and R.sub.l together with the nitrogen to which they are attached are triazolyl, imidazolyl, oxazolidinyl, isoxazolidinyl, pyrrolyl, morpholino, piperidino, pyrrolidino, pyrazolyl, indolyl, or tetrazolyl; and R.sub.m is hydrogen, (C.sub.1 -C.sub.10)alkyl, (C.sub.3 -C.sub.8)cycloalkyl, (C.sub.2 -C.sub.10)alkenyl, (C.sub.2 -C.sub.10)alkynyl, cyano, aryl, benzyl, phenethyl, heteroaryl, oxazolidinyl, isoxazolidinyl, or morpholinyl; wherein any (C.sub.1 -C.sub.10)alkyl, (C.sub.3 -C.sub.8)cycloalkyl, (C.sub.2 -C.sub.10)alkenyl, (C.sub.2 -C.sub.10)alkynyl, (C.sub.1 -C.sub.10)alkanoyl, aryl, benzyl, phenethyl, heteroaryl, arylcarbonyl, heteroarylcarbonyl, oxazolidinyl, isoxazolidinyl, or morpholinyl of R.sub.1 -R.sub.4, R.sub.a -R.sub.m, or R.sub.p -R.sub.q, may optionally be substituted with 1, 2, or 3 Z; and each Z is independently halo, nitro, cyano, hydroxy, (C.sub.1 -C.sub.10)alkyl, (C.sub.3 -C.sub.8)cycloalkyl, (C.sub.1 -C.sub.10)alkoxy, (C.sub.1 -C.sub.10)alkanoyl, (C.sub.2 -C.sub.10)alkanoyloxy, trifluoromethyl, aryl, aryloxy, heteroaryl, or --SR.sub.n, wherein R.sub.n is hydrogen, (C.sub.1 -C.sub.10)alkyl, (C.sub.3 -C.sub.8)cycloalkyl, aryl, benzyl, phenethyl, or heteroaryl; and further wherein any aryl, aryloxy, heteroaryl, benzyl, or phenethyl of Z may optionally be substituted with 1, 2, or 3 substituents selected from the group consisting of halo, nitro, cyano, hydroxy, (C.sub.1 -C.sub.10)alkyl, (C.sub.3 -C.sub.8)cycloalkyl, (C.sub.1 -C.sub.10)alkoxy, (C.sub.1 -C.sub.10)alkanoyl, (C.sub.2 -C.sub.10)alkanoyloxy, benzyloxy, 4-methoxybenzyloxy, and trifluoromethyl; comprising: deprotecting a corresponding ester of the formula (I) where R.sub.4 is (C.sub.1 -C.sub.10)alkyl, (C.sub.3 -C.sub.8)cycloalkyl, (C.sub.2 -C.sub.10)alkenyl, (C.sub.2 -C.sub.10)alkynyl, aryl, or heteroaryl, to form the compound of formula (I) wherein R.sub.4 is hydrogen.

2. The process of claim 1 wherein deprotecting is by hydrolysis.
3. The process of claim 2 wherein hydrolysis is accomplished with a suitable acid.
4. The process of claim 1 further comprising treating the resulting compound of formula (I) where R.sub.4 is hydrogen with a base to form a pharmaceutically acceptable salt.
5. A process for preparing a product of formula (I): ##STR4##

wherein R.sub.1 and R.sub.2 are each independently hydrogen, (C.sub.1 -C.sub.10)alkyl, (C.sub.3 -C.sub.8)cycloalkyl, (C.sub.2 -C.sub.10)alkenyl, (C.sub.2 -C.sub.10)alkynyl, --COOR.sub.a, --CONR.sub.b R.sub.c, cyano, --C(.dbd.O)R.sub.d, --OR.sub.e, aryl, heteroaryl, oxazolidinyl, isoxazolidinyl, morpholinyl, --S(O).sub.m R.sub.f, --NR.sub.g R.sub.h, azido, or halo; R.sub.3 is (C.sub.3 -C.sub.10)alkyl, (C.sub.2 -C.sub.10)alkenyl, (C.sub.2 -C.sub.10)alkynyl, (C.sub.1 -C.sub.10)alkanoyl, (C.sub.3 -C.sub.8)cycloalkyl, aryl, heteroaryl, aryl(C.sub.1 -C.sub.10)alkyl, heteroaryl(C.sub.1 -C.sub.10)alkyl, or --CH.sub.2 R.sub.i, wherein R.sub.i is halo, cyano, cyanato, --OR.sub.j, --NR.sub.k R.sub.l, azido, --SR.sub.m, or (C.sub.3 -C.sub.8)cycloalkyl; R.sub.4 is (C.sub.1 -C.sub.10)alkyl, (C.sub.3 -C.sub.8)cycloalkyl, (C.sub.2 -C.sub.10)alkenyl, (C.sub.2 -C.sub.10)alkynyl, aryl, or heteroaryl; m is 0, 1, or 2; n is 0; each R.sub.a -R.sub.f is independently hydrogen, (C.sub.1 -C.sub.10)alkyl, (C.sub.3 -C.sub.8)cycloalkyl, (C.sub.2 -C.sub.10)alkenyl, (C.sub.2 -C.sub.10)alkynyl, aryl, heteroaryl, oxazolidinyl, isoxazolidinyl, or morpholinyl; each R.sub.g or R.sub.h is independently hydrogen, (C.sub.1 -C.sub.10)alkyl, (C.sub.3 -C.sub.8)cycloalkyl, (C.sub.2 -C.sub.10)alkenyl, (C.sub.2 -C.sub.10)alkynyl, (C.sub.1 -C.sub.10)alkanoyl, aryl, benzyl, phenethyl, heteroaryl oxazolidinyl, isoxazolidinyl, or morpholinyl; or R.sub.g and R.sub.h together with the nitrogen to which they are attached are triazolyl, imidazolyl, oxazolidinyl, isoxazolidinyl, pyrrolyl, morpholino, piperidino, pyrrolidino, pyrazolyl, indolyl, or tetrazolyl; R.sub.j is hydrogen, (C.sub.1 -C.sub.10)alkyl, (C.sub.3 -C.sub.8)cycloalkyl, (C.sub.2 -C.sub.10)alkenyl, (C.sub.2 -C.sub.10)alkynyl, --C(.dbd.O)N(R.sub.p).sub.2, aryl, heteroaryl, arylcarbonyl, heteroarylcarbonyl, or (C.sub.1 -C.sub.10)alkanoyl, wherein each R.sub.p is independently hydrogen, (C.sub.1 -C.sub.10)alkyl, aryl, benzyl, phenethyl, or

U.S. Patent No. 6,770,759

heteroaryl; each R.sub.k or R.sub.l is independently hydrogen, (C.sub.1 -C.sub.10) alkyl, (C.sub.3 -C.sub.8)cycloalkyl, (C.sub.2 -C.sub.10)alkenyl, (C.sub.2 -C.sub.10)alkynyl, (C.sub.1 -C.sub.10)alkanoyl, --C(.dbd.0)N(R.sub.q).sub.2, aryl, benzyl, phenethyl, heteroaryl oxazolidinyl, isoxazolidinyl, or morpholinyl, wherein each R.sub.q is independently hydrogen, (C.sub.1 -C.sub.10)alkyl, aryl, benzyl, phenethyl, or heteroaryl; or R.sub.k and R.sub.l together with the nitrogen to which they are attached are triazolyl, imidazolyl, oxazolidinyl, isoxazolidinyl, pyrrolyl, morpholino, piperidino, pyrrolidino, pyrazolyl, indolyl, or tetrazolyl; and R.sub.m is hydrogen, (C.sub.1 -C.sub.10)alkyl, (C.sub.3 -C.sub.8)cycloalkyl, (C.sub.2 -C.sub.10)alkenyl, (C.sub.2 -C.sub.10)alkynyl, cyano, aryl, benzyl, phenethyl, heteroaryl, oxazolidinyl, isoxazolidinyl, or morpholinyl; wherein any (C.sub.1 -C.sub.10)alkyl, (C.sub.3 -C.sub.8)cycloalkyl, (C.sub.2 -C.sub.10)alkenyl, (C.sub.2 -C.sub.10)alkynyl, (C.sub.1 -C.sub.10)alkanoyl, aryl, benzyl, phenethyl, heteroaryl, arylcarbonyl, heteroarylcarbonyl, oxazolidinyl, isoxazolidinyl, or morpholinyl of R.sup.1 -R.sup.4, R.sub.a -R.sub.m, or R.sub.p -R.sub.q, may optionally be substituted with 1, 2, or 3 Z; and each Z is independently halo, nitro, cyano, hydroxy, (C.sub.1 -C.sub.10)alkyl, (C.sub.3 -C.sub.8)cycloalkyl, (C.sub.1 -C.sub.10)alkoxy, (C.sub.1 -C.sub.10)alkanoyl, (C.sub.2 -C.sub.10)alkanoyloxy, trifluoromethyl, aryl, aryloxy, heteroaryl, or --SR.sub.n, wherein R.sub.n is hydrogen, (C.sub.1 -C.sub.10)alkyl, (C.sub.3 -C.sub.8)cycloalkyl, aryl, benzyl, phenethyl, or heteroaryl; and further wherein any aryl, aryloxy, heteroaryl, benzyl, or phenethyl of Z may optionally be substituted with 1, 2, or 3 substituents selected from the group consisting of halo, nitro, cyano, hydroxy, (C.sub.1 -C.sub.10)alkyl, (C.sub.3 -C.sub.8)cycloalkyl, (C.sub.1 -C.sub.10)alkoxy, (C.sub.1 -C.sub.10)alkanoyl, (C.sub.2 -C.sub.10)alkanoyloxy, benzyloxy, 4-methoxybenzyloxy, and trifluoromethyl; or a pharmaceutically acceptable salt thereof, comprising: reacting a corresponding diketone compound of the formula: ##STR5## where R.sup.4 is (C.sub.1 -C.sub.10)alkyl, (C.sub.3 -C.sub.8)cycloalkyl, (C.sub.2 -C.sub.10)alkenyl, (C.sub.2 -C.sub.10)alkynyl, aryl, or heteroaryl, with a phosphorous ylide comprising the R.sup.1 and R.sup.2 substituents to form the product of formula (I).

6. The process of claim 5 wherein the ylide is of the formula R.sup.1 R.sup.2 C.dbd.PPh.sub.3.

7. The process of claim 4 further comprising treating the resulting compound of formula (I) where n is 0 with an oxidizing agent to form a compound of formula (I) where n is 1 or 2.

8. A process for preparing a product of formula (I): ##STR6##

wherein R.sup.1 and R.sup.2 are each independently hydrogen, (C.sub.1 -C.sub.10) alkyl, (C.sub.3 -C.sub.8)cycloalkyl, (C.sub.2 -C.sub.10)alkenyl, (C.sub.2 -C.sub.10)alkynyl, --COOR.sub.a, --CONR.sub.b R.sub.c, cyano, --C(.dbd.0)R.sub.d, --OR.sub.e, aryl, heteroaryl, oxazolidinyl, isoxazolidinyl, morpholinyl, --S(0).sub.m R.sub.f, --NR.sub.g R.sub.h, azido, or halo; R.sup.3 is (C.sub.3 -C.sub.10)alkyl, (C.sub.2 -C.sub.10)alkenyl, (C.sub.2 -C.sub.10)alkynyl, (C.sub.1 -C.sub.10)alkanoyl, (C.sub.3 -C.sub.8)cycloalkyl, aryl, heteroaryl, aryl(C.sub.1 -C.sub.10)alkyl, heteroaryl(C.sub.1 -C.sub.10)alkyl, or --CH.sub.2 R.sub.i, wherein R.sub.i is halo, cyano, cyanato, --OR.sub.j, --NR.sub.k R.sub.l, azido, --SR.sub.m, or (C.sub.3 -C.sub.8)cycloalkyl; R.sup.4 is H; m is 0, 1, or 2; n is 1 or 2; each R.sub.a -R.sub.f is independently hydrogen, (C.sub.1 -C.sub.10)alkyl, (C.sub.3 -C.sub.8)cycloalkyl, (C.sub.2 -C.sub.10)alkenyl, (C.sub.2 -C.sub.10)alkynyl, aryl, heteroaryl, oxazolidinyl, isoxazolidinyl, or morpholinyl; each R.sub.g or R.sub.h is independently hydrogen, (C.sub.1 -C.sub.10)alkyl, (C.sub.3 -C.sub.8)cycloalkyl, (C.sub.2 -C.sub.10)alkenyl, (C.sub.2 -C.sub.10)alkynyl, (C.sub.1 -C.sub.10)alkanoyl, aryl, benzyl, phenethyl, heteroaryl oxazolidinyl, isoxazolidinyl, or morpholinyl; or R.sub.g and R.sub.h together with the nitrogen to which they are attached are triazolyl, imidazolyl, oxazolidinyl, isoxazolidinyl, pyrrolyl, morpholino, piperidino, pyrrolidino, pyrazolyl, indolyl, or tetrazolyl; R.sub.j is

U.S. Patent No. 6,770,759

hydrogen, (C.sub.1 -C.sub.10)alkyl, (C.sub.3 -C.sub.8)cycloalkyl, (C.sub.2 -C.sub.10)alkenyl, (C.sub.2 -C.sub.10)alkynyl, --C(.dbd.0)N(R.sub.p).sub.2, aryl, heteroaryl, arylcarbonyl, heteroarylcarbonyl, or (C.sub.1 -C.sub.10)alkanoyl, wherein each R.sub.p is independently hydrogen, (C.sub.1 -C.sub.10)alkyl, aryl, benzyl, phenethyl, or heteroaryl; each R.sub.k or R.sub.l is independently hydrogen, (C.sub.1 -C.sub.10)alkyl, (C.sub.3 -C.sub.8)cycloalkyl, (C.sub.2 -C.sub.10)alkenyl, (C.sub.2 -C.sub.10)alkynyl, (C.sub.1 -C.sub.10)alkanoyl, --C(.dbd.0)N(R.sub.q).sub.2, aryl, benzyl, phenethyl, heteroaryl oxazolidinyl, isoxazolidinyl, or morpholinyl, wherein each R.sub.q is independently hydrogen, (C.sub.1 -C.sub.10)alkyl, aryl, benzyl, phenethyl, or heteroaryl; or R.sub.k and R.sub.l together with the nitrogen to which they are attached are triazolyl, imidazolyl, oxazolidinyl, isoxazolidinyl, pyrrolyl, morpholino, piperidino, pyrrolidino, pyrazolyl, indolyl, or tetrazolyl; and R.sub.m is hydrogen, (C.sub.1 -C.sub.10)alkyl, (C.sub.3 -C.sub.8)cycloalkyl, (C.sub.2 -C.sub.10)alkenyl, (C.sub.2 -C.sub.10)alkynyl, cyano, aryl, benzyl, phenethyl, heteroaryl, oxazolidinyl, isoxazolidinyl, or morpholinyl; wherein any (C.sub.1 -C.sub.10)alkyl, (C.sub.3 -C.sub.8)cycloalkyl, (C.sub.2 -C.sub.10)alkenyl, (C.sub.2 -C.sub.10)alkynyl, (C.sub.1 -C.sub.10)alkanoyl, aryl, benzyl, phenethyl, heteroaryl, arylcarbonyl, heteroarylcarbonyl,; oxazolidinyl, isoxazolidinyl, or morpholinyl of R.sup.1 -R.sup.4, R.sub.a -R.sub.m, or R.sub.p -R.sub.q, may optionally be substituted with 1, 2, or 3 Z; and each Z is independently halo, nitro, cyano, hydroxy, (C.sub.1 -C.sub.10)alkyl, (C.sub.3 -C.sub.8)cycloalkyl, (C.sub.1 -C.sub.10)alkoxy, (C.sub.1 -C.sub.10)alkanoyl, (C.sub.2 -C.sub.10)alkanoyloxy, trifluoromethyl, aryl, aryloxy, heteroaryl, or --SR.sub.n, wherein R.sub.n is hydrogen, (C.sub.1 -C.sub.10)alkyl, (C.sub.3 -C.sub.8)cycloalkyl, aryl, benzyl, phenethyl, or heteroaryl; and further wherein any aryl, aryloxy, heteroaryl, benzyl, or phenethyl of Z may optionally be substituted with 1, 2, or 3 substituents selected from the group consisting of halo, nitro, cyano, hydroxy, (C.sub.1 -C.sub.10)alkyl, (C.sub.3 -C.sub.8)cycloalkyl, (C.sub.1 -C.sub.10)alkoxy, (C.sub.1 -C.sub.10)alkanoyl, (C.sub.2 -C.sub.10)alkanoyloxy, benzyloxy, 4-methoxybenzyloxy, and trifluoromethyl; or a pharmaceutically acceptable salt thereof, comprising: reacting a corresponding diketone compound of the formula: ##STR7## where R.sup.4 is (C.sub.1 -C.sub.10)alkyl, (C.sub.3 -C.sub.8)cycloalkyl, (C.sub.2 -C.sub.10)alkenyl, (C.sub.2 -C.sub.10)alkynyl, aryl, or heteroaryl, with a phosphorous ylide comprising the R.sup.1 and R.sup.2 substituents to form a first intermediate compound; where n is 0 and R.sup.4 is (C.sub.1 -C.sub.10)alkyl, (C.sub.3 -C.sub.8)cycloalkyl, (C.sub.2 -C.sub.10)alkenyl, (C.sub.2 -C.sub.10)alkynyl, aryl, or heteroaryl; oxidizing the resulting compound; where n is 0 to form a second intermediate compound; where n is 1 or 2; and converting the second intermediate compound to the compound of formula (I) wherein R.sup.4 is hydrogen.

9. The process of claim 8 wherein the ylide is of the formula R.sup.1 R.sup.2 C.dbd.PPh.sub.3.

10. The process of claim 8 wherein oxidizing is accomplished with a peracid.

11. The process of claim 8 wherein converting is accomplished by hydrolysis.

12. The process of claim 11 wherein hydrolysis is accomplished with a suitable acid.

13. A compound of the formula: ##STR8##

wherein R.sup.3 is (C.sub.3 -C.sub.10)alkyl, (C.sub.2 -C.sub.10)alkenyl, (C.sub.2 -C.sub.10)alkynyl, (C.sub.1 -C.sub.10)alkanoyl, (C.sub.3 -C.sub.8)cycloalkyl, aryl, heteroaryl, aryl(C.sub.1 -C.sub.10)alkyl, heteroaryl(C.sub.1 -C.sub.10)alkyl, or --CH.sub.2 R.sub.i, wherein R.sub.i is halo, cyano, cyanato, --OR.sub.j, --NR.sub.k R.sub.l, azido, --SR.sub.m, or (C.sub.3 -C.sub.8)cycloalkyl; R.sup.4 is hydrogen, (C.sub.1 -C.sub.10)alkyl, (C.sub.3 -C.sub.8)cycloalkyl, (C.sub.2 -C.sub.10)alkenyl, (C.sub.2 -C.sub.10)alkynyl, aryl, or heteroaryl; m and n are each independently 0,

U.S. Patent No. 6,770,759

1, or 2; each R.sub.a -R.sub.f is independently hydrogen, (C.sub.1 -C.sub.10)alkyl, (C.sub.3 -C.sub.8)cycloalkyl, (C.sub.2 -C.sub.10)alkenyl, (C.sub.2 -C.sub.10)alkynyl, aryl, heteroaryl, oxazolidinyl, isoxazolidinyl, or morpholinyl; each R.sub.g or R.sub.h is independently hydrogen, (C.sub.1 -C.sub.10)alkyl, (C.sub.3 -C.sub.8)cycloalkyl, (C.sub.2 -C.sub.10)alkenyl, (C.sub.2 -C.sub.10)alkynyl, (C.sub.1 -C.sub.10)alkanoyl, aryl, benzyl, phenethyl, heteroaryl oxazolidinyl, isoxazolidinyl, or morpholinyl; or R.sub.g and R.sub.h together with the nitrogen to which they are attached are triazolyl, imidazolyl, oxazolidinyl, isoxazolidinyl, pyrrolyl, morpholino, piperidino, pyrrolidino, pyrazolyl, indolyl, or tetrazolyl; R.sub.j is hydrogen, (C.sub.1 -C.sub.10)alkyl, (C.sub.3 -C.sub.8)cycloalkyl, (C.sub.2 -C.sub.10)alkenyl, (C.sub.2 -C.sub.10)alkynyl, --C(.dbd.0)N(R.sub.p).sub.2, aryl, heteroaryl, arylcarbonyl, heteroarylcarbonyl, or (C.sub.1 -C.sub.10)alkanoyl, wherein each R.sub.p is independently hydrogen, (C.sub.1 -C.sub.10)alkyl, aryl, benzyl, phenethyl, or heteroaryl; each R.sub.k or R.sub.l is independently hydrogen, (C.sub.1 -C.sub.10)alkyl, (C.sub.3 -C.sub.8)cycloalkyl, (C.sub.2 -C.sub.10)alkenyl, (C.sub.2 -C.sub.10)alkynyl, (C.sub.1 -C.sub.10)alkanoyl, --C(.dbd.0)N(R.sub.q).sub.2, aryl, benzyl, phenethyl, heteroaryl oxazolidinyl, isoxazolidinyl, or morpholinyl, wherein each R.sub.q is independently hydrogen, (C.sub.1 -C.sub.10)alkyl, aryl, benzyl, phenethyl, or heteroaryl; or R.sub.k and R.sub.l together with the nitrogen to which they are attached are triazolyl, imidazolyl, oxazolidinyl, isoxazolidinyl, pyrrolyl, morpholino, piperidino, pyrrolidino, pyrazolyl, indolyl, or tetrazolyl; and R.sub.m is hydrogen, (C.sub.1 -C.sub.10)alkyl, (C.sub.3 -C.sub.8)cycloalkyl, (C.sub.2 -C.sub.10)alkenyl, (C.sub.2 -C.sub.10)alkynyl, cyano, aryl, benzyl, phenethyl, heteroaryl, oxazolidinyl, isoxazolidinyl, or morpholinyl; wherein any (C.sub.1 -C.sub.10)alkyl, (C.sub.3 -C.sub.8)cycloalkyl, (C.sub.2 -C.sub.10)alkenyl, (C.sub.2 -C.sub.10)alkynyl, (C.sub.1 -C.sub.10)alkanoyl, aryl, benzyl, phenethyl, heteroaryl, arylcarbonyl, heteroarylcarbonyl, oxazolidinyl, isoxazolidinyl, or morpholinyl of R.sup.1 -R.sup.4, R.sub.a -R.sub.m, or R.sub.p -R.sub.q, may optionally be substituted with 1, 2, or 3 Z; and each Z is independently halo, nitro, cyano, hydroxy, (C.sub.1 -C.sub.10)alkyl, (C.sub.3 -C.sub.8)cycloalkyl, (C.sub.1 -C.sub.10)alkoxy, (C.sub.1 -C.sub.10)alkanoyl, (C.sub.2 -C.sub.10)alkanoyloxy, trifluoromethyl, aryl, aryloxy, heteroaryl, or --SR.sub.n, wherein R.sub.n is hydrogen, (C.sub.1 -C.sub.10)alkyl, (C.sub.3 -C.sub.8)cycloalkyl, aryl, benzyl, phenethyl, or heteroaryl; and further wherein any aryl, aryloxy, heteroaryl, benzyl, or phenethyl of Z may optionally be substituted with 1, 2, or 3 substituents selected from the group consisting of halo, nitro, cyano, hydroxy, (C.sub.1 -C.sub.10)alkyl, (C.sub.3 -C.sub.8)cycloalkyl, (C.sub.1 -C.sub.10)alkoxy, (C.sub.1 -C.sub.10)alkanoyl, (C.sub.2 -C.sub.10)alkanoyloxy, benzyloxy, 4-methoxybenzyloxy, and trifluoromethyl; or a pharmaceutically acceptable salt thereof.

14. The method of claim 8 further comprising treating the resulting product of formula (I) where R.sup.4 is H with a base to provide a pharmaceutically acceptable salt.

Description

BACKGROUND OF THE INVENTION

The most important mechanism of microbial resistance to .beta.-lactam antibiotics is the bacterial production of .beta.-lactamases, enzymes which hydrolytically destroy .beta.-lactam antibiotics, such as penicillins and cephalosporins. This type of resistance can be transferred horizontally by plasmids that are capable of rapidly spreading the resistance, not only to other members of the same strain, but even to other species. Due to such rapid gene transfer, a patient can become infected with different organisms, each possessing the same .beta.-lactamase.

.beta.-lactamase enzymes have been organized into four molecular classes: A, B, C and D based on amino acid sequence. Class A, includes RTEM and the .beta.-lactamase of Staphylococcus aureus, class C, includes the lactamase derived from P99 Enterobacter cloacae, and class D are serine hydrolases. Class A enzymes have a molecular weight of about 29 kDa and preferentially hydrolyze penicillins. The class B lactamases are metalloenzymes and have a broader substrate profile than the proteins in the other classes. Class C enzymes include the chromosomal cephalosporinases of gram-negative bacteria and have molecular weights of approximately 39 kDa. The recently recognized class D enzymes exhibit a unique substrate profile that differs significantly from the profile of both class A and class C enzymes.

The class C cephalosporinases, in particular, are responsible for the resistance of gram-negative bacteria to a variety of both traditional and newly designed antibiotics. The Enterobacter species, which possesses a class C enzyme, is now the third greatest cause of nosocomial infections in the United States. This class of enzymes often has poor affinities for inhibitors of the class A enzymes, such as clavulanic acid, a commonly prescribed inhibitor, and to common in vitro inactivators, such as 6-.beta.-iodopenicillanate.

One strategy for overcoming this rapidly evolving bacterial resistance is the synthesis and administration of .beta.-lactamase inhibitors. Frequently, .beta.-lactamase inhibitors do not possess antibiotic activity themselves and are thus administered together with an antibiotic. One example of such a synergistic mixture is "AUGMENTIN" (a registered trademark of Smithkline Beecham Inc), which contains the antibiotic amoxicillin and the .beta.-lactamase inhibitor, clavulanic acid.

Thus, there is a continuing need for novel .beta.-lactamase inhibitors.

SUMMARY OF THE INVENTION

The present invention provides novel penicillin derivatives that are potent inhibitors of .beta.-lactamase enzymes. Accordingly, the invention provides a compound of formula (I): ##STR2##

wherein

R¹ and R² are each independently hydrogen, (C₁-C₁₀)alkyl, (C₃-C₈)cycloalkyl, (C₂-C₁₀)alkenyl, (C₂-C₁₀)alkynyl, --COOR_a, --CONR_bR_c, cyano, --C(dbd)OR_d, --OR_e, aryl, heteroaryl, oxazolidinyl, isoxazolidinyl, morpholinyl, --S(O)_mR_f, --NR_gR_h, azido, or halo;

U.S. Patent No. 6,770,759

R.sup.3 is (C.sub.3 -C.sub.10)alkyl, (C.sub.2 -C.sub.10)alkenyl, (C.sub.2 -C.sub.10)alkynyl, (C.sub.1 -C.sub.10)alkanoyl, (C.sub.3 -C.sub.8)cycloalkyl, aryl, heteroaryl, aryl(C.sub.1 -C.sub.10)alkyl, heteroaryl(C.sub.1 -C.sub.10)alkyl, or --CH.sub.2 R.sub.i, wherein R.sub.i is halo, cyano, cyanato, --OR.sub.j, --NR.sub.k R.sub.l, azido, --SR.sub.m, or (C.sub.3 -C.sub.8)cycloalkyl;

R.sup.4 is hydrogen, (C.sub.1 -C.sub.10)alkyl, (C.sub.3 -C.sub.8)cycloalkyl, (C.sub.2 -C.sub.10)alkenyl, (C.sub.2 -C.sub.10)alkynyl, aryl, or heteroaryl;

m and n are each independently 0, 1, or 2;

each R.sub.a -R.sub.f is independently hydrogen, (C.sub.1 -C.sub.10)alkyl, (C.sub.3 -C.sub.8)cycloalkyl, (C.sub.2 -C.sub.10)alkenyl, (C.sub.2 -C.sub.10)alkynyl, aryl, heteroaryl, oxazolidinyl, isoxazolidinyl, or morpholinyl;

each R.sub.g or R.sub.h is independently hydrogen, (C.sub.1 -C.sub.10)alkyl, (C.sub.3 -C.sub.8)cycloalkyl, (C.sub.2 -C.sub.10)alkenyl, (C.sub.2 -C.sub.10)alkynyl, (C.sub.1 -C.sub.10)alkanoyl, aryl, benzyl, phenethyl, heteroaryl oxazolidinyl, isoxazolidinyl, or morpholinyl; or R.sub.g and R.sub.h together with the nitrogen to which they are attached are triazolyl, imidazolyl, oxazolidinyl, isoxazolidinyl, pyrrolyl, morpholino, piperidino, pyrrolidino, pyrazolyl, indolyl, or tetrazolyl;

R.sub.j is hydrogen, (C.sub.1 -C.sub.10)alkyl, (C.sub.3 -C.sub.8)cycloalkyl, (C.sub.2 -C.sub.10)alkenyl, (C.sub.2 -C.sub.10)alkynyl, --C(.dbd.0)N(R.sub.p).sub.2, aryl, heteroaryl, arylcarbonyl, heteroarylcarbonyl, or (C.sub.1 -C.sub.10)alkanoyl, wherein each R.sub.p is independently hydrogen, (C.sub.1 -C.sub.10)alkyl, aryl, benzyl, phenethyl, or heteroaryl;

each R.sub.k or R.sub.l is independently hydrogen, (C.sub.1 -C.sub.10)alkyl, (C.sub.3 -C.sub.8)cycloalkyl, (C.sub.2 -C.sub.10)alkenyl, (C.sub.2 -C.sub.10)alkynyl, (C.sub.1 -C.sub.10)alkanoyl, --C(.dbd.0)N(R.sub.q).sub.2, aryl, benzyl, phenethyl, heteroaryl oxazolidinyl, isoxazolidinyl, or morpholinyl, wherein each R.sub.q is independently hydrogen, (C.sub.1 -C.sub.10)alkyl, aryl, benzyl, phenethyl, or heteroaryl; or R.sub.k and R.sub.l together with the nitrogen to which they are attached are triazolyl, imidazolyl, oxazolidinyl, isoxazolidinyl, pyrrolyl, morpholino, piperidino, pyrrolidino, pyrazolyl, indolyl, or tetrazolyl; and

R.sub.m is hydrogen, (C.sub.1 -C.sub.10)alkyl, (C.sub.3 -C.sub.8)cycloalkyl, (C.sub.2 -C.sub.10)alkenyl, (C.sub.2 -C.sub.10)alkynyl, cyano, aryl, benzyl, phenethyl, heteroaryl, oxazolidinyl, isoxazolidinyl, or morpholinyl;

wherein any (C.sub.1 -C.sub.10)alkyl, (C.sub.3 -C.sub.8)cycloalkyl, (C.sub.2 -C.sub.10)alkenyl, (C.sub.2 -C.sub.10)alkynyl, (C.sub.1 -C.sub.10)alkanoyl, aryl, benzyl, phenethyl, heteroaryl, arylcarbonyl, heteroarylcarbonyl, oxazolidinyl, isoxazolidinyl, or morpholinyl of R.sup.1 -R.sup.4, R.sub.a -R.sub.m, or R.sub.p -R.sub.q may optionally be substituted with 1, 2, or 3 Z; and each Z is independently halo, nitro, cyano, hydroxy, (C.sub.1 -C.sub.10)alkyl, (C.sub.3 -C.sub.8)cycloalkyl, (C.sub.1 -C.sub.10)alkoxy, (C.sub.1 -C.sub.10)alkanoyl, (C.sub.2 -C.sub.10)alkanoyloxy, trifluoromethyl, aryl, aryloxy, heteroaryl, or --SR.sub.n, wherein R.sub.n is hydrogen, (C.sub.1 -C.sub.10)alkyl, (C-C.sub.8)cycloalkyl, aryl, benzyl, phenethyl, or heteroaryl;

and further wherein any aryl, aryloxy, heteroaryl, benzyl, or phenethyl of Z may optionally be substituted with 1, 2, or 3 substituents selected from the group consisting of halo, nitro, cyano, hydroxy, (C.sub.1 -C.sub.10)alkyl, (C.sub.3 -C.sub.8)cycloalkyl, (C.sub.1 -C.sub.10)alkoxy, (C.sub.1 -C.sub.10)alkanoyl, (C.sub.2 -C.sub.10)alkanoyloxy, benzyloxy, 4-methoxybenzyloxy, and trifluoromethyl;

U.S. Patent No. 6,770,759

or a pharmaceutically acceptable salt thereof.

BRIEF DESCRIPTION OF THE FIGURES

FIG. 1 illustrates the preparation of compounds of the invention.

FIG. 2 illustrates the preparation of compounds of the invention.

FIG. 3 illustrates the preparation of compounds of the invention.

FIG. 4 illustrates the preparation of compounds of the invention.

FIG. 5 illustrates the synthesis of an intermediate of formula (18) that is useful for preparing compounds of the invention.

FIG. 6 shows the structure of the .beta.-lactamase inhibitors clavulanic acid, tazobactam and the compound of formula 9.

FIG. 7 illustrates the preparation of compounds of the invention (6i, 7i, and 8i).

FIG. 8 illustrates the preparation of compounds of the invention (29a and 29b).

DETAILED DESCRIPTION OF THE INVENTION

The following definitions are used, unless otherwise described: halo is fluoro, chloro, bromo, or iodo. Alkyl, alkoxy, alkenyl, alkynyl, etc. denote both straight and branched groups; but reference to an individual radical such as "propyl" embraces only the straight chain radical, a branched chain isomer such as "isopropyl" being specifically referred to. Aryl denotes a phenyl radical or an ortho-fused bicyclic carbocyclic radical having about nine to ten ring atoms in which at least one ring is aromatic. Heteroaryl encompasses a radical attached via a ring carbon of a monocyclic aromatic ring containing five or six ring atoms consisting of carbon and one to four heteroatoms each selected from the group consisting of non-peroxide oxygen, sulfur, and N(X) wherein each X is absent or is H, O, (C.sub.1 -C.sub.4)alkyl, phenyl or benzyl, as well as a radical of an ortho-fused bicyclic heterocycle of about eight to ten ring atoms derived therefrom, particularly a benz-derivative or one derived by fusing a propylene, trimethylene, or tetramethylene diradical thereto.

It will be appreciated by those skilled in the art that compounds of the invention having one or more chiral centers may exist and be isolated as optically active and racemic forms. Some compounds may exhibit polymorphism. It is to be understood that the present invention encompasses any racemic, optically-active, polymorphic, or stereoisomeric form, or mixtures thereof, of a compound of the invention, that possesses the useful properties described herein, it being well known in the art how to prepare optically active forms (for example, by resolution of the racemic form by recrystallization techniques, by synthesis, from optically-active starting materials, by chiral synthesis, or by chromatographic separation using a chiral stationary phase) and how to determine .beta.-lactamase inhibitory activity using the tests described herein, or using other tests which are well known in the art. Preferably, the absolute stereochemistry of compounds of the invention is that shown in formula I.

Specific and preferred values listed below for radicals, substituents, and ranges, are for illustration only and they do not exclude other defined values or other values within defined ranges for the radicals and substituents.

Specifically, (C.sub.1 -C.sub.10)alkyl can be methyl, ethyl, propyl, isopropyl, butyl, iso-butyl, sec-butyl, pentyl, 3-pentyl, hexyl, heptyl, octyl, nonyl or decyl; (C.sub.3 -C.sub.8)cycloalkyl can be cyclopropyl, cyclobutyl, cyclopentyl,

U.S. Patent No. 6,770,759

cyclohexyl, cycloheptyl, or cyclooctyl; (C.sub.1 -C.sub.10)alkoxy can be methoxy, ethoxy, propoxy, isopropoxy, butoxy, iso-butoxy, sec-butoxy, pentoxy, 3-pentoxy, hexyloxy, heptyloxy, octyloxy, nonyloxy, or decyloxy; (C.sub.2 -C.sub.10)alkenyl can be vinyl, allyl, 1-propenyl, 2-propenyl, 1-butenyl, 2-butenyl, 3-butenyl, 1-pentenyl, 2-pentenyl, 3-pentenyl, 4-pentenyl, 1-hexenyl, 2-hexenyl, 3-hexenyl, 4-hexenyl, 5-hexenyl, 1-heptenyl, 2-heptenyl, 3-heptenyl, 4-heptenyl, 5-heptenyl, 6-heptenyl, 1-octenyl, 2-octenyl, 3-octenyl, 4-octenyl, 5-octenyl, 6-octenyl, 7-octenyl, 1-nonenyl, 2-nonenyl, 3-nonenyl, 4-nonenyl, 5-nonenyl, 6-nonenyl, 7-nonenyl, 8-nonenyl, 1-deceny, 2-deceny, 3-deceny, 4-deceny, 5-deceny, 6-deceny, 7-deceny, 8eceny, or 9-deceny; (C.sub.2 -C.sub.10)alkynyl can be ethynyl, 1-propynyl, 2-propynyl, 1-butylyl, 2-butylyl, 3-butylyl, 1-pentylyl, 2-pentylyl, 3-pentylyl, 4-pentylyl, 1-hexynyl, 2-hexynyl, 3-hexynyl, 4-hexynyl, 5-hexynyl, 1-heptylyl, 2-heptylyl, 3-heptylyl, 4-heptylyl, 5-heptylyl, 6-heptylyl, 1-octynyl, 2-octynyl, 3-octynyl, 4-octynyl, 5-octynyl, 6-octynyl, 7-octynyl, 1-nonylyl, 2-nonylyl, 3-nonylyl, 4-nonylyl, 5-nonylyl, 6-nonylyl, 7-nonylyl, 8-nonylyl, 1-decynyl, 2-decynyl, 3-decynyl, 4-decynyl, 5-decynyl, 6-decynyl, 7-decynyl, 8-decynyl, or 9-decynyl; (C.sub.1 -C.sub.10)alkanoyl can be acetyl, propanoyl, butanoyl, isobutanoyl, pentanoyl, hexanoyl, heptanoyl, octanoyl, nonanoyl, or decanoyl; and (C.sub.2 -C.sub.10)alkanoyloxy can be acetoxy, propanoyloxy, butanoyloxy, isobutanoyloxy, pentanoyloxy, hexanoyloxy, heptanoyloxy, octanoyloxy, nonanoyloxy, or decanoyloxy. Specifically "aryl" can be phenyl, indenyl, or naphthyl. Specifically, "heteroaryl" can be furyl, imidazolyl, triazolyl, triazinyl, oxazolyl, isoxazolyl, thiazolyl, isothiazolyl, pyrazolyl, pyrrolyl, pyrazinyl, tetrazolyl, pyridyl, (or its N-oxide), thienyl, pyrimidinyl (or its N-oxide), indolyl, isoquinolyl (or its N-oxide), thiadiazolyl, thiatriazolyl, oxadiazolyl, or quinolyl (or its N-oxide). More specifically, "heteroaryl" can be furyl, imidazolyl, triazolyl, triazinyl, oxazolyl, isoxazolyl, thiazolyl, isothiazolyl, pyrazolyl, pyrrolyl, pyrazinyl, tetrazolyl, pyridyl, (or its N-oxide), thienyl, pyrimidinyl (or its N-oxide), indolyl, isoquinolyl (or its N-oxide) or quinolyl (or its N-oxide). More specifically, heteroaryl can be pyridyl.

Specifically, R.sub.a is methyl, ethyl, propyl, isopropyl, butyl, tert-butyl, pentyl, cyclopropyl, cyclopentyl, cyclohexyl, phenyl, toluoyl, anisoyl, mesityl, xylyl, or pyridinyl; R.sup.3 is --CH.sub.2 R.sub.i ; R.sub.i is halo, cyano, cyanato, --OR.sub.j, --NR.sub.k R.sub.l, azido, or --SR.sub.m ; and Z is halo, nitro, cyano, hydroxy, (C.sub.1 -C.sub.10)alkoxy, (C.sub.1 -C.sub.10)alkanoyl, (C.sub.2 -C.sub.10)alkanoyloxy, trifluoromethyl or --SR.sub.n. More specifically, R.sup.3 is acetoxymethyl, phenylacetoxymethyl, phenoxyacetoxymethyl, chloroacetoxymethyl, pyridylacetoxymethyl, triazolylacetoxymethyl, imidazolylacetoxymethyl, tetrazolylthioacetoxymethyl, or tetrazolylthioacetoxymethyl optionally substituted on the tetrazol ring with (C.sub.1 -C.sub.6)alkyl, or aryl.

Another specific value for R.sup.3 is acetoxymethyl, chloroacetoxymethyl, formyloxymethyl, phenylacetoxymethyl, (1-methyl-1H-tetrazol-5-ylthio)acetoxymethyl, (3,4-dihydroxyphenyl)acetoxymethyl, 3,4-di(4-methoxybenzyloxy)phenylacetoxymethyl, chloromethyl, formyl, or 2-cyanovinyl.

A preferred value for R.sup.1 is hydrogen; for R.sup.2 is carboxy, tert-butoxycarbonyl, or methoxycarbonyl; for R.sup.3 is acetoxymethyl, chloroacetoxymethyl, formyloxymethyl, phenylacetoxymethyl, (1-methyl-1H-tetrazol-5-ylthio)acetoxymethyl, (3,4-dihydroxyphenyl)acetoxymethyl, chloromethyl, formyl, or 2-cyanovinyl; for R.sup.4 is hydrogen or diphenylmethyl; and for n is 2. A more preferred value for R.sup.3 is acetoxymethyl, chloroacetoxymethyl, phenylacetoxymethyl, (3,4-dihydroxyphenyl)acetoxymethyl, or (1-methyl-1H-tetrazol-5-ylthio)acetoxymethyl.

Another preferred value for R.sup.2 is pyridyl (e.g. 2-pyridyl).

U.S. Patent No. 6,770,759

A preferred group of compounds are compounds of formula I wherein R³ is --CH₂ OR_j ; or a pharmaceutically acceptable salt thereof.

Another preferred group of compounds are compounds of formula I wherein R³ is --CH₂ OR_j ; and R_j is C₂-alkanoyl, optionally substituted with halo, nitro, cyano, hydroxy, (C₃-C₈)cycloalkyl, (C₁-C₁₀)alkoxy, (C₁-C₁₀)alkanoyl, (C₂-C₁₀)alkanoyloxy, trifluoromethyl, aryl, aryloxy, heteroaryl, or --SR_n ; wherein R_n is hydrogen, (C₁-C₁₀)alkyl, (C₃-C₈)cycloalkyl, aryl, benzyl, phenethyl, or heteroaryl; and further wherein any aryl, aryloxy, heteroaryl, benzyl, or phenethyl may optionally be substituted with 1, 2, or 3 substituents selected from the group consisting of halo, nitro, cyano, hydroxy, (C₁-C₁₀)alkyl, (C₃-C₈)cycloalkyl, (C₁-C₁₀)alkoxy, (C₁-C₁₀)alkanoyl, (C₂-C₁₀)alkanoyloxy, and trifluoromethyl; or a pharmaceutically acceptable salt thereof.

A preferred compound is a compound of formula I wherein: R¹ and R² are each independently hydrogen, (C₁-C₁₀)alkyl, (C₃-C₈)cycloalkyl, (C₂-C₁₀)alkenyl, (C₂-C₁₀)alkynyl, --COOR_a, --CONR_b R_c, cyano, --C(.dbd.O)R_d, --OR_e, aryl, heteroaryl, oxazolidinyl, isoxazolidinyl, morpholinyl, --S(O)_m R_f, --NR_g R_h, azido, or halo; R³ is (C₃-C₁₀)alkyl, (C₂-C₁₀)alkenyl, (C₂-C₁₀)alkynyl, (C₁-C₁₀)alkanoyl, (C₃-C₈)cycloalkyl, aryl, heteroaryl, aryl(C₁-C₁₀)alkyl, heteroaryl (C₁-C₁₀)alkyl, or --CH₂ R_i, wherein R_i is halo, cyano, cyanato, --OR_j, --NR_k R_l, azido, --SR_m, or (C₃-C₈)cycloalkyl; R⁴ is hydrogen, (C₁-C₁₀)alkyl, (C₃-C₈)cycloalkyl, (C₂-C₁₀)alkenyl, (C₂-C₁₀)alkynyl, aryl, or heteroaryl; m and n are each independently 0, 1, or 2; each R_a-R_f is independently hydrogen, (C₁-C₁₀)alkyl, (C₃-C₈)cycloalkyl, (C₂-C₁₀)alkenyl, (C₂-C₁₀)alkynyl, aryl, heteroaryl, oxazolidinyl, isoxazolidinyl, or morpholinyl; each R_g or R_h is independently hydrogen, (C₁-C₁₀)alkyl, (C₃-C₈)cycloalkyl, (C₂-C₁₀)alkenyl, (C₂-C₁₀)alkynyl, (C₁-C₁₀)alkanoyl, aryl, benzyl, phenethyl, heteroaryl oxazolidinyl, isoxazolidinyl, or morpholinyl; or R_g and R_h together with the nitrogen to which they are attached are triazolyl, imidazolyl, oxazolidinyl, isoxazolidinyl, pyrrolyl, morpholino, piperidino, pyrrolidino, pyrazolyl, indolyl, or tetrazolyl; R_j is hydrogen, (C₁-C₁₀)alkyl, (C₃-C₁₀)cycloalkyl, (C₂-C₁₀)alkenyl, (C₂-C₁₀)alkynyl, --C(.dbd.O)N(R_p)₂, aryl, heteroaryl, arylcarbonyl, heteroarylcarbonyl, or (C₁-C₁₀)alkanoyl, wherein each R_p is independently hydrogen, (C₁-C₁₀)alkyl, aryl, benzyl, phenethyl, or heteroaryl; each R_k or R_l is independently hydrogen, (C₁-C₁₀)alkyl, (C₃-C₈)cycloalkyl, (C₂-C₁₀)alkenyl, (C₂-C₁₀)alkynyl, (C₁-C₁₀)alkanoyl, --C(.dbd.O)N(R_q)₂, aryl, benzyl, phenethyl, heteroaryl oxazolidinyl, isoxazolidinyl, or morpholinyl, wherein each R_q is independently hydrogen, (C₁-C₁₀)alkyl, aryl, benzyl, phenethyl, or heteroaryl; or R_k and R_l together with the nitrogen to which they are attached are triazolyl, imidazolyl, oxazolidinyl, isoxazolidinyl, pyrrolyl, morpholino, piperidino, pyrrolidino, pyrazolyl, indolyl, or tetrazolyl; and R_m is hydrogen, (C₁-C₁₀)alkyl, (C₃-C₈)cycloalkyl, (C₂-C₁₀)alkenyl, (C₂-C₁₀)alkynyl, cyano, aryl, benzyl, phenethyl, heteroaryl, oxazolidinyl, isoxazolidinyl, or morpholinyl; wherein any (C₁-C₁₀)alkyl, (C₃-C₈)cycloalkyl, (C₂-C₁₀)alkenyl, (C₂-C₁₀)alkynyl, (C₁-C₁₀)alkanoyl, aryl, benzyl, phenethyl, heteroaryl, arylcarbonyl, heteroarylcarbonyl, oxazolidinyl, isoxazolidinyl, or morpholinyl of R¹-R⁴, R_a-R_q, or R_p-R_q, may optionally be substituted with 1, 2, or 3 Z; and each Z is independently halo, nitro, cyano, hydroxy, (C₁-C₁₀)alkyl, (C₃-C₈)cycloalkyl, (C₁-C₁₀)alkoxy, (C-

U.S. Patent No. 6,770,759

C.sub.10)alkanoyl, (C.sub.2 -C.sub.10)alkanoyloxy, trifluoromethyl, aryl, aryloxy, heteroaryl, or --SR.sub.n, wherein R.sub.n is hydrogen, (C.sub.1 -C.sub.10)alkyl, (C.sub.3 -C.sub.8)cycloalkyl, aryl, benzyl, phenethyl, or heteroaryl; and further wherein any aryl, aryloxy, heteroaryl, benzyl, or phenethyl of Z may optionally be substituted with 1, 2, or 3 substituents selected from the group consisting of halo, nitro, cyano, hydroxy, (C.sub.1 -C.sub.10)alkyl, (C.sub.3 -C.sub.8)cycloalkyl, (C.sub.1 -C.sub.10)alkoxy, (C.sub.1 -C.sub.10)alkanoyl, (C.sub.2 -C.sub.10)alkanoyloxy, and trifluoromethyl; or a pharmaceutically acceptable salt thereof.

Another preferred compound is a compound of formula (I) wherein: R.sup.1 is hydrogen; R.sup.2 is (C.sub.1 -C.sub.10)alkyl, --COOR.sub.a, --CONR.sub.b R.sub.c, cyano, --C(.dbd.O)R.sub.d, --OR.sub.e, aryl, heteroaryl, oxazolidinyl, isoxazolidinyl, morpholinyl, --S(O).sub.m R.sub.f, --NR.sub.g R.sub.h, azido, or halo; R.sup.3 is (C.sub.2 -C.sub.10)alkenyl, (C.sub.2 -C.sub.10)alkynyl, (C.sub.1 -C.sub.10)alkanoyl, or --CH.sub.2 R.sub.i, wherein R.sub.i is halo, cyano, cyanato, --OR.sub.j, --NR.sub.k R.sub.l, azido, --SR.sub.m, or (C.sub.3 -C.sub.8)cycloalkyl; R.sup.4 is hydrogen, (C.sub.1 -C.sub.10)alkyl, (C.sub.3 -C.sub.8)cycloalkyl, (C.sub.2 -C.sub.10)alkenyl, (C.sub.2 -C.sub.10)alkynyl, aryl, or heteroaryl; m and n are each independently 0, 1, or 2; each R.sub.a -R.sub.f is independently hydrogen, (C.sub.1 -C.sub.10)alkyl, (C.sub.3 -C.sub.8)cycloalkyl, (C.sub.2 -C.sub.10)alkenyl, (C.sub.2 -C.sub.10)alkynyl, aryl, or heteroaryl; each R.sub.g or R.sub.h is independently hydrogen, (C.sub.1 -C.sub.10)alkyl, (C.sub.3 -C.sub.8)cycloalkyl, (C.sub.2 -C.sub.10)alkenyl, (C.sub.2 -C.sub.10)alkynyl, (C.sub.1 -C.sub.10)alkanoyl, aryl, benzyl, phenethyl, or R.sub.g and R.sub.h together with the nitrogen to which they are attached are morpholino, piperidino, or pyrrolidino; R.sub.j is hydrogen, (C.sub.1 -C.sub.10)alkyl, (C.sub.3 -C.sub.8)cycloalkyl, (C.sub.2 -C.sub.10)alkenyl, (C.sub.2 -C.sub.10)alkynyl, --C(.dbd.O)N(R.sub.p).sub.2, aryl, heteroaryl, arylcarbonyl, heteroarylcarbonyl, or (C.sub.1 -C.sub.10)alkanoyl, wherein each R.sub.p is independently hydrogen, (C.sub.1 -C.sub.10)alkyl, aryl, benzyl, phenethyl, or heteroaryl; each R.sub.k or R.sub.l is independently hydrogen, (C.sub.1 -C.sub.10)alkyl, (C.sub.1 -C.sub.10)alkanoyl, aryl, benzyl, or phenethyl; or R.sub.k and R.sub.l together with the nitrogen to which they are attached are morpholino, piperidino, or pyrrolidino; and R.sub.m is hydrogen, (C.sub.1 -C.sub.10)alkyl, (C.sub.3 -C.sub.8)cycloalkyl, (C.sub.2 -C.sub.10)alkenyl, or (C.sub.2 -C.sub.10)alkynyl; wherein any (C.sub.1 -C.sub.10)alkyl, (C.sub.1 -C.sub.10)alkanoyl, aryl, benzyl, phenethyl, heteroaryl, arylcarbonyl, or heteroarylcarbonyl of R.sup.1 -R.sup.4, R.sub.a -R.sub.m, or R.sub.p, may optionally be substituted with 1, 2, or 3 Z; and each Z is independently halo, nitro, cyano, hydroxy, (C.sub.1 -C.sub.10)alkyl, (C.sub.1 -C.sub.10)alkoxy, (C.sub.1 -C.sub.10)alkanoyl, (C.sub.2 -C.sub.10)alkanoyloxy, trifluoromethyl, aryl, aryloxy, heteroaryl, or --SR.sub.n, wherein R.sub.n is hydrogen, (C.sub.1 -C.sub.10)alkyl, (C.sub.3 -C.sub.8)cycloalkyl, aryl, benzyl, phenethyl, or heteroaryl; and further wherein any aryl, aryloxy, heteroaryl, benzyl, or phenethyl of Z may optionally be substituted with 1, 2, or 3 substituents selected from the group consisting of halo, nitro, cyano, hydroxy, (C.sub.1 -C.sub.10)alkyl, (C.sub.1 -C.sub.10)alkoxy, (C.sub.1 -C.sub.10)alkanoyl, (C.sub.2 -C.sub.10)alkanoyloxy, and trifluoromethyl; or a pharmaceutically acceptable salt thereof.

Processes and novel intermediates useful for preparing compounds of formula I are provided as further embodiments of the invention and are illustrated by the following procedures in which the meanings of the generic radicals are as given above unless otherwise qualified. Certain compounds of formula (I) are also useful as intermediates for preparing other compounds of formula (I).

A compound of formula I (wherein R.sup.1 is hydrogen, R.sup.4 is diphenylmethyl and n is 0, formula 6) can be prepared by treatment of a corresponding compound of formula 5 with silver acetate and the requisite carboxylic acid in dichloromethane, as illustrated in FIG. 1. The reaction can conveniently be carried out as described in Examples 1-6. In general, a compound of formula (I) can be prepared from a

U.S. Patent No. 6,770,759

corresponding compound of formula 18 by treatment with a requisite acid of formula R.sup.2 C0.sub.2 H in the presence of a suitable catalyst (e.g. silver acetate). The reaction can conveniently be carried out under conditions similar to those described in Examples 1-6 and 34 hereinbelow.

A compound of formula I wherein R.sup.3 is hydroxymethyl may also be prepared from a corresponding compound of formula I wherein R.sup.3 is chloroacetoxymethyl by treatment with thiourea in the presence of a suitable base, such as for example, pyridine (T. Greene, P. Wutz "Protective Groups in Organic Synthesis, Second Edition; John Wiley and Sons, Inc.; New York, 1991, p. 92). The reaction can conveniently be carried out in a suitable solvent, such as dimethylformamide, as illustrated in FIG. 4 for the conversion of compound 6b to compound 13.

A compound of formula I wherein R.sup.3 is halomethyl can be prepared from a corresponding compound of formula I wherein R.sup.3 is hydroxymethyl using techniques that are well known in the art, for example techniques such as those described in Jerry March "Advanced Organic Chemistry" John Wiley & Sons, 4 ed.1992, 431-433.

A compound of formula I wherein R.sup.3 is cyanomethyl can be prepared from a corresponding compound of formula I wherein R.sup.3 is halomethyl using techniques that are well known in the art, for example techniques such as those described in Jerry March "Advanced Organic Chemistry" John Wiley & Sons, 4 ed.1992, 482.

A compound of formula I wherein R.sup.3 is cyanatomethyl can be prepared from a corresponding compound of formula I wherein R.sup.3 is hydroxymethyl by reaction with a cyanogen halide using techniques that are well known in the art, for example techniques such as those described in Jerry March "Advanced Organic Chemistry" John Wiley & Sons, 4 ed.1992, 387.

A compound of formula I wherein R.sup.3 is --CH.sub.2 OR.sub.i can be prepared from a corresponding compound of formula I wherein R.sup.3 is --CH.sub.2 (halo) by reaction with the requisite alcohol HOR.sub.i.sup.- using techniques that are well known in the art, for example techniques such as those described in Jerry March "Advanced Organic Chemistry" John Wiley & Sons, 4 ed.1992, 386-387.

A compound of formula I wherein R.sup.3 is --CH.sub.2 NR.sub.j R.sub.k can be prepared from a corresponding compound of formula I wherein R.sup.3 is --CH.sub.2 (halo) using techniques that are well known in the art, for example techniques such as those described in Jerry March "Advanced Organic Chemistry" John Wiley & Sons, 4 ed.1992, 411-413, 425-427.

A compound of formula I wherein R.sup.3 is azidomethyl can be prepared from a corresponding compound of formula I wherein R.sup.3 is --CH.sub.2 (halo) using techniques that are well known in the art, for example techniques such as those described in Jerry March "Advanced Organic Chemistry" John Wiley & Sons, 4 ed.1992, 411-413, 428-429.

A compound of formula I wherein R.sup.3 is --CH.sub.2 SR.sub.i can be prepared from a corresponding compound of formula I wherein R.sup.3 is --CH.sub.2 (halo) by reaction with the requisite thiol HSR.sub.i using techniques that are well known in the art, for example techniques such as those described in Jerry March "Advanced Organic Chemistry" John Wiley & Sons, 4 ed.1992, 407.

A compound of formula I wherein n is 2 (formula 7) can be prepared by oxidation of a corresponding compound of formula I wherein n is 0, for example, by using meta-chloroperbenzoic acid (mCPBA), as illustrated in FIG. 1 for the conversion of a compound of formula 6 to a compound of formula 7.

A compound of formula I wherein n is 1 can be prepared by oxidation of a

U.S. Patent No. 6,770,759

corresponding compound of formula I wherein n is 0, using one equivalent of an acceptable oxidizing agent, for example, mCPBA.

A compound of formula I wherein R⁴ is hydrogen can generally be prepared from a corresponding ester of formula I wherein R⁴ is other than hydrogen by hydrolysis, using techniques which are well known in the art, as illustrated in FIG. 2 for the conversion of a compound of formula 7 to a compound of formula 8.

A compound of formula I wherein R² is carboxy can be prepared from a corresponding ester of formula I by hydrolysis, using techniques which are well known in the art, as illustrated in FIG. 2 for the conversion of a compound of formula 7 to a compound of formula 8.

A compound of formula I wherein R¹ is carboxy can be prepared from a corresponding ester of formula I by hydrolysis, using techniques which are well known in the art.

A compound of formula I wherein R³ is (1-methyl-1H-tetrazol-5-yl) thioacetoxymethyl can be prepared from a corresponding compound of formula I wherein R³ is chloroacetoxymethyl by reaction with 1-methyl-1H-tetrazol-5-ylmercaptan using techniques which are well known in the art, as illustrated in FIG. 2 for the conversion of a compound of formula 7b to a compound of formula 7g. For Example, the reaction can conveniently be carried out as described in Example 13 or 14.

A compound of formula I wherein R³ is chloromethyl (formula 10) can be prepared from a corresponding compound of formula 5 as illustrated in FIG. 3, by treatment with copper II chloride in a suitable solvent. For example, the reaction can conveniently be carried out as described in Example 22 or 23.

A compound of formula I wherein R³ is formyl can be prepared from a corresponding compound of formula I wherein R³ is hydroxymethyl by oxidation, using techniques which are well known in the art, as illustrated in FIG. 4 for the conversion of a compound of formula 13 to a compound of formula 14. The reaction can conveniently be carried out by treating an alcohol of formula 13 with oxalyl chloride in the presence of dimethylsulfoxide and a suitable base, such as triethylamine, as described in Example 30.

A compound of formula I wherein R³ is a 1-alkenyl substituent can generally be prepared from a corresponding compound of formula I wherein R³ is formyl, by reaction with the requisite ylide or stabilized ylide, using techniques which are well known in the art, as illustrated in FIG. 4 for the conversion of a compound of formula 14 to a compound of formula 15.

As illustrated in FIG. 7, compound 6i can be prepared from compound 5a by treatment with 3,4-di-(4-methoxybenzyloxy)phenylacetic acid and silver acetate under conditions similar to those described in Example 6. Oxidation with mCPBA under conditions similar to those described in Example 12 gives a sulfoxide of formula 7i. Deprotection of compound 7i under standard conditions (e.g. similar to those described in Example 21) gives the diacid of formula (I), which can be converted to the disalt of formula 8i by treatment with a suitable base (e.g. sodium bicarbonate) under standard conditions.

As illustrated in FIG. 8, a compound of formula 29a or 29b can be prepared from 6-Aminopenicillanic acid (6-APA) by formation of the benzyl or benzhydryl ester, to give a compound of formula 19a or 19b. Reaction with allyl chloroformate gives the N-allyloxycarbonyl derivative 20a or 20b. Oxidation of the sulfide to the sulfoxide gives compounds 21a and 21b, which can be heated with mercaptobenzothiazole to produce the ring opened disulfides 22a and 22b. Compound 22a was then treated with an excess of acetic acid in the presence of 2 eq of AgOAc to produce a 4:1 mixture

U.S. Patent No. 6,770,759

of the 2.beta.-substituted penam 23a and the cepham 24a. Likewise compound 22b was treated with an excess of phenylacetic acid in the presence of 2 eq of AgOAc to produce a 4:1 mixture of the 2.beta.-substituted penam 23b and the corresponding cepham 24b, respectively. These mixtures were separated to give the purified penams 23a and 23b, which were deprotected at nitrogen by reaction with (n-Bu)₃SnH in the presence of a catalytic amount of Pd(PPh₃)₄ to give amines, 25a and 25b. Treatment with isopropyl nitrite gives the corresponding diazocompounds, which were immediately converted to the corresponding ketones by reaction with excess propylene oxide in the presence of a catalytic amount of Rh₂OAc₄. The ketones were derivatized by reaction with the Wittig reagent [(2-pyridyl)methylene]triphenylphosphorane to produce alkenes 27a and 27b, which were oxidized with excess MCPBA to produce sulfones 28a and 28b. Sulfone 28a was deprotected by reaction with LiI in refluxing EtOAc to produce sodium salt 29a. Sulfone 28b was deprotected by reaction with trifluoroacetic acid in anisole, and subsequent treatment with sodium bicarbonate, to produce sodium salt 29b.

A useful intermediate for the preparation of a compound of the invention is a compound of formula 18. As illustrated in FIG. 5, a compound of formula 18 can be prepared by treatment of 6-oxopenicillinate 2 (Hagiwara, D. F.; Sawada, K.; Ohnami, T.; Aratani, M.; Hashimoto, M., J. Chem. Soc. Chem. Commun., 578 (1982)) with a compound of formula R^{sup.1} R^{sup.2} C.dbd.PPh₃ to give a 6-alkylidene penicillinate of formula 3. Reaction of a compound of formula 3 with 1 equivalent of mCPBA in CH₂Cl₂ gives a sulfoxide of formula 4, which can be heated to reflux in toluene in the presence of 2-mercaptobenzothiazole to obtain the disulfide of formula (18).

Another useful intermediate for the preparation of a compound of the invention is an ylide, for example a ylide of formula R^{sup.1} R^{sup.2} C.dbd.PPh₃. Ylides can be prepared using techniques that are well known in the art, for example techniques such as those described in Jerry March "Advanced Organic Chemistry" John Wiley & Sons, 4 ed.1992, 956-963. Suitable ylides are also disclosed in U.S. Pat. No. 5,597,817, issued Jan. 29, 1997; and U.S. Pat. No. 5,629,306, issued May 13, 1997.

It is noted that many of the starting materials employed in the synthetic methods described above are commercially available or are reported in the scientific literature. It is also noted that it may be desirable to optionally use a protecting group during all or portions of the above described synthetic procedures. Such protecting groups and methods for their introduction and removal are well known in the art (see Greene, T. W.; Wutz, P. G. M. "Protecting Groups In Organic Synthesis" second edition, 1991, New York, John Wiley & sons, Inc.).

In cases where compounds are sufficiently basic or acidic to form stable nontoxic acid or base salts, administration of the compounds as salts may be appropriate. Examples of pharmaceutically acceptable salts are organic acid addition salts formed with acids which form a physiological acceptable anion, for example, tosylate, methanesulfonate, acetate, citrate, malonate, tartarate, succinate, benzoate, ascorbate, .alpha.-ketoglutarate, and .alpha.-glycerophosphate. Suitable inorganic salts may also be formed, including hydrochloride, sulfate, nitrate, bicarbonate, and carbonate salts.

Pharmaceutically acceptable salts may be obtained using standard procedures well known in the art, for example, by reacting a sufficiently basic compound such as an amine with a suitable acid affording a physiologically acceptable anion. Alkali metal (for example, sodium, potassium or lithium) or alkaline earth metal (for example, calcium) salts of carboxylic acids can also be made.

Preferred salts of the invention include disalts prepared from acids of formula (I) wherein R^{sup.1} or R^{sup.2} is carboxy and R^{sup.4} is hydrogen. Preferred salts also include monosalts (e.g. a sodium salt) prepared from an acid of formula (I) wherein

U.S. Patent No. 6,770,759

R.sup.4 is hydrogen. The invention also provides a method for preparing a compound of the invention comprising forming a mono-, di-, or tri-salt from a corresponding compound of formula (I).

The compounds of formula I can be formulated as pharmaceutical compositions and administered to a mammalian host, such as a human patient in a variety of forms adapted to a selected route of administration, i.e., by oral, parenteral, intravenous, intramuscular, topical, or subcutaneous routes.

Thus, the present compounds may be systemically administered, e.g., orally, in combination with a pharmaceutically acceptable vehicle such as an inert diluent or an assimilable edible carrier. They may be enclosed in hard or soft shell gelatin capsules, may be compressed into tablets, or may be incorporated directly with the food of the patient's diet. For oral therapeutic administration, the active compound may be combined with one or more excipients and used in the form of ingestible tablets, buccal tablets, troches, capsules, elixirs, suspensions, syrups, wafers, and the like. Such compositions and preparations should contain at least 0.1% of active compound. The percentage of the compositions and preparations may, of course, be varied and may conveniently be between about 2 to about 60% of the weight of a given unit dosage form. The amount of active compound in such therapeutically useful compositions is such that an effective dosage level will be obtained.

The tablets, troches, pills, capsules, and the like may also contain the following: binders such as gum tragacanth, acacia, corn starch or gelatin; excipients such as dicalcium phosphate; a disintegrating agent such as corn starch, potato starch, alginic acid and the like; a lubricant such as magnesium stearate; and a sweetening agent such as sucrose, fructose, lactose or aspartame or a flavoring agent such as peppermint, oil of wintergreen, or cherry flavoring may be added. When the unit dosage form is a capsule, it may contain, in addition to materials of the above type, a liquid carrier, such as a vegetable oil or a polyethylene glycol. Various other materials may be present as coatings or to otherwise modify the physical form of the solid unit dosage form. For instance, tablets, pills, or capsules may be coated with gelatin, wax, shellac or sugar and the like. A syrup or elixir may contain the active compound, sucrose or fructose as a sweetening agent, methyl and propylparabens as preservatives, a dye and flavoring such as cherry or orange flavor. Of course, any material used in preparing any unit dosage form should be pharmaceutically acceptable and substantially non-toxic in the amounts employed. In addition, the active compound may be incorporated into sustained-release preparations and devices.

The active compound may also be administered intravenously or intraperitoneally by infusion or injection. Solutions of the active compound or its salts can be prepared in water, optionally mixed with a nontoxic surfactant. Dispersions can also be prepared in glycerol, liquid polyethylene glycols, triacetin, and mixtures thereof and in oils. Under ordinary conditions of storage and use, these preparations contain a preservative to prevent the growth of microorganisms.

The pharmaceutical dosage forms suitable for injection or infusion can include sterile aqueous solutions or dispersions or sterile powders comprising the active ingredient which are adapted for the extemporaneous preparation of sterile injectable or infusible solutions or dispersions, optionally encapsulated in liposomes. In all cases, the ultimate dosage form must be sterile, fluid and stable under the conditions of manufacture and storage. The liquid carrier or vehicle can be a solvent or liquid dispersion medium comprising, for example, water, ethanol, a polyol (for example, glycerol, propylene glycol, liquid polyethylene glycols, and the like), vegetable oils, nontoxic glyceryl esters, and suitable mixtures thereof. The proper fluidity can be maintained, for example, by the formation of liposomes, by the maintenance of the required particle size in the case of dispersions or by the use of surfactants. The prevention of the action of microorganisms can be

U.S. Patent No. 6,770,759

brought about by various antibacterial and antifungal agents, for example, parabens, chlorobutanol, phenol, sorbic acid, thimerosal, and the like. In many cases, it will be preferable to include isotonic agents, for example, sugars, buffers or sodium chloride. Prolonged absorption of the injectable compositions can be brought about by the use in the compositions of agents delaying absorption, for example, aluminum monostearate and gelatin.

Sterile injectable solutions are prepared by incorporating the active compound in the required amount in the appropriate solvent with various of the other ingredients enumerated above, as required, followed by filter sterilization. In the case of sterile powders for the preparation of sterile injectable solutions, the preferred methods of preparation are vacuum drying and the freeze drying techniques, which yield a powder of the active ingredient plus any additional desired ingredient present in the previously sterile-filtered solutions.

For topical administration, the present compounds may be applied in pure form, i.e., when they are liquids. However, it will generally be desirable to administer them to the skin as compositions or formulations, in combination with a dermatologically acceptable carrier, which may be a solid or a liquid.

Useful solid carriers include finely divided solids such as talc, clay, microcrystalline cellulose, silica, alumina and the like. Useful liquid carriers include water, alcohols or glycols or water-alcohol/glycol blends, in which the present compounds can be dissolved or dispersed at effective levels, optionally with the aid of non-toxic surfactants. Adjuvants such as fragrances and additional antimicrobial agents can be added to optimize the properties for a given use. The resultant liquid compositions can be applied from absorbent pads, used to impregnate bandages and other dressings, or sprayed onto the affected area using pump-type or aerosol sprayers.

Thickeners such as synthetic polymers, fatty acids, fatty acid salts and esters, fatty alcohols, modified celluloses or modified mineral materials can also be employed with liquid carriers to form spreadable pastes, gels, ointments, soaps, and the like, for application directly to the skin of the user.

Examples of useful dermatological compositions which can be used to deliver the compounds of formula I to the skin are disclosed in Jacquet et al. (U.S. Pat. No. 4,608,392), Geria (U.S. Pat. No. 4,992,478), Smith et al. (U.S. Pat. No. 4,559,157) and Wortzman (U.S. Pat. No. 4,820,508).

Useful dosages of the compounds of formula I can be determined by comparing their in vitro activity, and in vivo activity in animal models. Methods for the extrapolation of effective dosages in mice, and other animals, to humans are known to the art; for example, see U.S. Pat. No. 4,938,949.

Generally, the concentration of the compound(s) of formula I in a liquid composition, such as a lotion, will be from about 0.1-25 wt-%, preferably from about 0.5-10 wt-%. The concentration in a semi-solid or solid composition such as a gel or a powder will be about 0.1-5 wt-%, preferably about 0.5-2.5 wt-%. Single dosages for injection, infusion or ingestion will generally vary between 50-1500 mg, and may be administered, i.e., 1-3 times daily, to yield levels of about 0.5-50 mg/kg, for adults.

Accordingly, the invention provides a pharmaceutical composition, comprising an effective amount of a compound of formula I as described hereinabove; or a pharmaceutically acceptable salt thereof; and a pharmaceutically acceptable carrier. The invention also provides a pharmaceutical composition comprising an effective amount of a compound of formula I, as described hereinabove; or a pharmaceutically acceptable salt thereof; a .beta.-lactam antibiotic; and a pharmaceutically acceptable carrier. Any .beta.-Lactam antibiotic is suitable for

U.S. Patent No. 6,770,759

use in the pharmaceutical composition of the invention. .beta.-Lactam antibiotics which are well known in the art include those disclosed by R. B. Morin and M. Gorin, M.Eds.; Academic Press, New York, 1982; vol. 1-3. Preferred .beta.-Lactam antibiotics, suitable for use in the pharmaceutical composition of the invention, include .beta.-lactam antibiotics which are preferentially deactivated by Class A and Class C .beta.-lactamase enzymes, for example, amoxicillin, piperacillin, ampicillin, ceftizoxime, cefotaxime, cefuroxime, cephalixin, cefaclor, cephaloridine, and ceftazidime.

The ability of a compound of the invention to function as a .beta.-lactamase inhibitor can be demonstrated using the test described below, or using other tests which are well known in the art.

Representative compounds of the invention, as well as the known commercial inhibitors clavulanic acid and tazobactam, and the previously reported 2.beta.-methyl compound 9 (Buynak et al., Bioorg. Med. Chem. Lett., 5, 1513 (1995)) (see FIG. 6 for structures) were evaluated as inhibitors of the .beta.-lactamase of *Enterobacter cloacae* P99 and TEM-1. The IC₅₀ value of each compound was determined as follows. Following a 10 minute incubation of a dilute solution of enzyme (2.56 nM) and inhibitor (<0.64 .mu.M), a 50 .mu.L aliquot of the incubation mixture was further diluted into 1 mL nitrocefin (a substrate) solution, and the rate of hydrolysis was measured during a 1 minute period by monitoring the absorbance of nitrocefin as a function of time.

The results are summarized in Table 1. The .beta.-lactamase inhibiting activity of compound 8a, 8b, 8d, and 8g is greater than the activity of compound 9 by at least a factor of 10 for TEM-1; and the .beta.-lactamase inhibiting activity of compound 8a and 8c is greater than the activity of compound 9 by a factor of nearly 2 for P99. Compounds 8a, 8b, 8d, and 8g are also more active than the current commercial inhibitors clavulanic acid and tazobactam. In addition, compounds 29a and 29b demonstrate potent .beta.-lactamase inhibiting activity against TEM-1 and P99.

TABLE 1 .beta.-Lactamase Inhibitory Activity IC₅₀ (uM) Ent. cloacae IC₅₀ (uM) Compounds P99 TEM-1 tazobactam 17.2 0.32 clavulanic acid >20000 60 8a 0.383 0.213 8b NT 0.19 8c 0.30 1.84 8d 0.54 0.015 8e 2.66 2.72 8g 0.64 0.23 8h 3.69 2.37 8i 0.37 0.105 9 0.75 2.51 12a 7.62 39.0 12b 6.96 44.5 12c 105.4 120.5 17 6.76 21.62 29a 0.062 0.004 29b NT 0.39

Compounds of the invention have been shown to possess activity as .beta.-lactamase inhibitors. Accordingly, the invention provides a method comprising inhibiting a .beta.-lactamase by contacting said .beta.-lactamase with an effective amount of a compound of formula I; or a pharmaceutically acceptable salt thereof. The .beta.-lactamase may be contacted with the compound of claim 1 in vitro or in vivo. The invention also provides a therapeutic method comprising inhibiting a .beta.-lactamase in a mammal (preferably a human) in need of such therapy, by administering an effective inhibitory amount of a compound of formula I; or a pharmaceutically acceptable salt thereof.

Because compounds of the invention inhibit .beta.-lactamase enzymes, they may also be useful to increase the effectiveness of .beta.-lactam antibiotics which are degraded by such enzymes. Accordingly, the invention provides a method comprising enhancing (increasing by a detectable amount) the activity of a .beta.-lactam antibiotic, by administering the .beta.-lactam antibiotic to a mammal (preferably a human) in need thereof, in combination with an effective amount of a compound of formula I; or a pharmaceutically acceptable salt thereof.

The invention also provides a method comprising treating a .beta.-lactam resistant bacterial infection in a mammal (preferably a human), by administering an effective amount of a .beta.-lactam antibiotic in combination with an effective .beta.-lactamase inhibiting amount of a compound of formula I; or a pharmaceutically

U.S. Patent No. 6,770,759

acceptable salt thereof.

Additionally, the invention provides a compound of formula I for use in medical therapy (preferably for use in treating a β -lactam resistant infection), as well as the use of a compound of formula I for the manufacture of a medicament useful for reducing β -lactamase activity in a mammal.

Compounds of the invention possess specific 6-alkylidene substituents and specific 2. β -substituents. This combination of structural features provides compounds that can exhibit extremely high activity as inhibitors of β -lactamase. Additionally, compounds of the invention may possess other biological or pharmacological properties which make them superior to known compounds as therapeutic agents.

The invention will now be illustrated by the following non-limiting examples.

EXAMPLE 1

Benzhydryl 2. β -(acetoxymethyl)-6-[(Z)-(t-butoxycarbonyl)methylene]penicillinate (6a)

To a solution of a compound of formula 5a (0.70 g, 1.086 mmol) in CH₂Cl₂ were added AcOH (2.78 g, 46.68 mmol) and AgOAc (0.376 g, 2.26 mmol) and the reaction was stirred for 4 hours. The reaction mixture was then filtered through a celite bed and the filtrate was washed with a saturated NaHCO₃ solution. The organic layer was dried (Na₂SO₄), concentrated, and purified by flash column chromatography to yield the title compound 6a (390 mg, 66.8%). ¹H NMR (CDCl₃): δ 7.39-7.26 (10H, m), 6.95 (1H, s), 6.18 (1H, s), 6.01 (1H, s), 4.95 (1H, s), 4.12 (1H, d), 3.77 (1H, d), 2.09 (3H, s), 1.51 (9H, s), 1.24 (3H, s).

The intermediate of formula 5a was prepared as follows.

a. Benzhydryl 6-[(Z)-t-butoxycarbonylmethylene]penicillinate (3a). To a solution of (3.6 g, 9.4 mmol) benzhydryl 6-oxopenicillinate, compound 2, (J. D. Buynak et al., J. Org. Chem., 58, 1325-1335 (1993)) in 50 mL anhydrous CH₂Cl₂ at -78. degree. C, was added a solution of (tert-butoxycarbonylmethylene) triphenylphosphorane (3.6 g, 9.56 mmol) in an additional 50 mL anhydrous CH₂Cl₂. The reaction was allowed to stir for 80 minutes at -78. degree. C, then poured into a separatory funnel containing 400 mL cold saturated aqueous NH₄Cl. The layers were separated and the aqueous layer was extracted a second time with 50 mL CH₂Cl₂. The combined organic layers were dried (Na₂SO₄) and concentrated. The resulting material was further purified by column chromatography (SiO₂, CH₂Cl₂) to yield a white foam (2.38 g, 53% yield). ¹H NMR (CDCl₃): δ 7.40-7.27 (10 H, m), 6.93 (1 H, s), 6.17 (1H, d, J=4 Hz), 5.97 (1H, d, J=4 Hz), 4.63 (1H, s), 1.54 (3H, s), 1.49 (9H, s), 1.25 (3H, s).

b. Benzhydryl 6-[(Z)-t-butoxycarbonylmethylene]penicillinate sulfoxide (4a). To a solution of benzhydryl 6-[(Z)-(t-butoxycarbonyl)methylene]penicillinate, compound 3a, (4.5 g, 9.349 mmol) in CH₂Cl₂ was added mCPBA (2.32 g, 9.394 mmol) in one portion and the reaction mixture was stirred for 1 hour at room temperature. The reaction mixture was washed with NaHCO₃ solution, dried over Na₂SO₄, concentrated and purified by column chromatography to give 5:1 mixtures of β : α sulfoxides (2.93 g, 63%). ¹H NMR (CDCl₃) of β -sulfoxide: δ 7.37-7.31 (10 H, m), 7.00 (1H, s), 6.50 (1H, s), 5.67 (1H, s), 4.77 (1H, s), 1.67 (3H, s), 1.52 (9H, s), 0.98 (3H, s). ¹H NMR of α -sulfoxide: δ 7.37-7.31 (10H, m), 7.00 (1 H,s), 6.02 (1H, s), 5.33 (1H, s), 4.79 (1H, s), 1.68 (3H, s), 1.51 (9H, s), 0.96 (3H, s).

c. 4-(2'-Benzothiazolyldithio)-3-[(Z)-(t-butoxycarbonyl)methylene]-1-[1'-diph

U.S. Patent No. 6,770,759

enylmethoxycarbonyl-2'-methylprop-2'-enyl]azetid-2-one (5a). To a solution of benzhydryl 6-[(Z)-(t-butoxycarbonyl)methylene]penicillinate sulfoxide, compound 4, (2.35 g, 4.74 mmol) in toluene, was added 2-mercaptobenzothiazole (0.792 g, 4.74 mmol) and the reaction was heated to reflux for 4.5 hours. Volatiles were removed under reduced pressure to give compound 5a (3.15 g, 100%). ¹H NMR (CDCl₃): δ. 7.86 (1H, d, J=8 Hz), 7.71 (1H, d, J=8 Hz), 7.42-7.25 (12H, m), 6.88 (1H, s), 6.09 (1H, s), 5.96 (1H, s), 5.14 (1H, s), 5.12 (1H, s), 5.00 (1H, s), 1.88 (3H, s), 1.49 (9H, s).

EXAMPLE 2

Benzhydryl 2.beta.-(chloroacetoxymethyl)-6-[(Z)-(t-butoxycarbonyl)-methylene]penicillinate (6b)

A solution of 5a (2.3 g, 3.57 mmol), chloroacetic acid (14.4 g, 153 mmol) and AgOAc (1.24 g, 7.4 mmol) in CH₂Cl₂ (100 mL) was stirred for 5 hours at room temperature. The reaction mixture was filtered and filtrate was washed with saturated NaHCO₃ (2.times.100 mL). The organic layer was dried (Na₂SO₄), concentrated, and purified by column chromatography (4:1 CH₂Cl₂:hexane as eluent) to give the title compound; 1.4 g (69%); ¹H NMR (CDCl₃): δ. 7.39-7.30 (m, 10H), 6.95 (s, 1H), 6.19 (s, 1H), 6.02 (s, 1H), 4.93 (s, 1H), 4.24 (d, J=11.6 Hz, 1H), 4.13 (d, J=14.8 Hz, 1H), 4.07 (d, J=14.8 Hz, 1H), 3.85 (d, J=11.6Hz, 1H), 1.51 (s, 9H), 1.26 (s, 3H).

EXAMPLE 3

Benzhydryl 2.beta.-(formyloxymethyl)-6-[(Z)(t-butoxycarbonyl)-methylene]penicillinate (6c)

A solution of 5a (1.5 g, 2.33 mmol), 97% formic acid (4.02 mL, 101.3 mmol) and AgOAc (0.81 g, 4.84 mmol) in CH₂Cl₂ (45 mL) was stirred for 5 hours at room temperature. The reaction mixture was filtered and the filtrate was washed with saturated aqueous NaHCO₃ (2.times.50 mL). The organic layer was dried (Na₂SO₄) and concentrated to yield a crude formate (1.05 g, 86%) which was directly oxidized to the sulfone.

EXAMPLE 4

Benzhydryl 2.beta.-(phenylacetoxymethyl)-6-[(Z)-(1-butoxycarbonyl)-methylene]penicillinate (6d).

A mixture of disulfide 5a (2.0 g, 3.31 mmol), phenylacetic acid (19.4 g, 142.4 mmol) and AgOAc (1.15 g, 6.88 mmol) in CH₂Cl₂ (80 mL) was stirred for 5 hours at room temperature. The reaction mixture was filtered through celite and washed with aq NaHCO₃ solution (2.times.100 mL). The organic layer was dried (Na₂SO₄), concentrated, and purified by column chromatography to give the title compound 6d; 1.04 g, 51%; ¹H NMR (CDCl₃): δ. 7.37-7.23 (m, 15H), 6.94 (s, 1H), 6.16 (s, 1H), 5.99 (s, 1H), 4.91 (s, 1H), 4.14 (d, J=11.9 Hz, 1H), 3.78 (d, J=11.9 Hz, 1H), 3.67 (ABq, 2H), 1.51 (s, 9H), 1.15 (s, 3H).

EXAMPLE 5

Benzhydryl 2.beta.-(acetoxymethyl)-6-[(Z)-(methoxycarbonyl)-methylene]penicillinate (6e)

A mixture of disulfide 5b (350 mg, 0.581 mmol), acetic acid (1.44 mL, 25.27 mmol) and AgOAc (0.201 g, 1.21 mmol) in CH₂Cl₂ (15 mL) was stirred for 5 hours at room temperature. The reaction mixture was filtered through celite and washed with aq NaHCO₃ solution (2.times.20 mL). The organic layer was dried (Na₂SO₄), concentrated, and purified by column chromatography to give the title

U.S. Patent No. 6,770,759

compound 6e; (190 mg, 75%; ¹H NMR (CDCl₃): δ 7.32-7.18 (m, 10H), 6.89 (s, 1 H), 6.22 (s, 1H), 5.99 (s, 1H), 4.86 (s, 1H), 4.03 (d, J=11.8 Hz, 1 H), 3.74-3.72 (m, 4H), 2.01 (s, 3H), 1.15 (s, 3H).

The intermediate disulfide 5b was prepared as follows.

a. Benzhydryl 6-[(Z)-(-methoxycarbonyl)methylene]penicillinate (3b). To a solution of ketone 2 (2.0 g, 5.25 mmol), in anhydrous THF (20 mL) at -78.degree. C. was added methyl (triphenylphosphoranylidene)acetate (1.75 g, 5.25 mmol) in THF (20 mL) and the reaction mixture stirred at -78.degree. C. for 45 min. The reaction mixture was poured onto saturated aqueous NH₄Cl (50 mL) and extracted with dichloromethane (60 mL). The organic layer was dried (Na₂SO₄), concentrated, and purified on silica gel chromatography to produce 3b (1.35 g, 59%). ¹H NMR (CDCl₃): δ 7.37-7.30 (10 H, m), 6.96 (1 H, s), 6.30 (1 H, s), 6.03 (1 H, d, s), 4.66 (1H, s), 3.81 (3H, s), 1.56 (3H, s), 1.27 (3H, s).

b. Benzhydryl 6-[(Z)-(methoxycarbonyl)methylene]penicillinate sulfoxide (4b). To a solution of sulfide 3b (1.2 g, 2.75 mmol) in CH₂Cl₂ (20 mL) was added 70% mCPBA (0.68 g, 2.75 mmol) and the reaction mixture was stirred for 30 minutes at room temperature. The reaction mixture was then poured into saturated aqueous NaHCO₃ (30 mL), the organic layer separated, dried (Na₂SO₄), concentrated, and purified by column chromatography to produce 4b (1.10 g, 88%). ¹H NMR of α -sulfoxide: δ 7.37-7.30 (10H, m), 7.00 (1H, s), 6.59 (1H, s), 5.69 (1H, s), 4.78 (1H, s), 3.83 (s, 3H), 1.67 (3H, s), 0.98 (3H, s).

c. 4-(2'-Benzothiazolyldithio)-3-[(Z)-(methoxycarbonyl)methylene]-1-[1'-(diphenylmethyloxycarbonyl)-2'-methylprop-2'-enyl]azetidino-2-one (5b). A mixture of sulfoxide 4b (1.1 g, 2.43 mmol) and 2-mercaptobenzothiazole (0.405 g, 2.43 mmol) in toluene (35 mL) was heated to reflux for 4 hours. Volatiles were removed under vacuum to produce disulfide 5b (1.46 g, 100%). ¹H NMR (CDCl₃): δ 7.78 (1H, d, J=8.0Hz), 7.62 (1H, d, J=8.0Hz), 7.35-7.06 (12 H, m), 6.81 (1H, s), 6.09 (1H, s), 5.93 (1H, s), 5.06 (1H, s), 5.05 (1H, s), 4.89 (1H, s), 3.60 (3H, s), 1.8 (3H, s).

EXAMPLE 6

Benzhydryl 2.beta.-(chloroacetoxymethyl)-6-[(Z)-(methoxycarbonyl)-methylene]penicillinate (6f)

A mixture of disulfide 5b (2.0 g, 3.32 mmol), chloroacetic acid (13.42 g, 142.82 mmol) and AgOAc (1.15 g, 6.91 mmol) in CH₂Cl₂ (60 mL) was stirred for 5 hours at room temperature. The reaction mixture was filtered through celite and washed with aq NaHCO₃ solution (2.times.100 mL). The organic layer was dried (Na₂SO₄), concentrated, and purified by column chromatography to give the title compound 6f; 1.2 g, 77%; (CDCl₃): δ 7.38-7.29 (m, 10H), 6.96 (s, 1 H), 6.31 (s, 1H), 6.07 (s, 1H), 4.94 (s, 1H), 4.20 (d, J=12.3 Hz, 1 H), 4.11 (d, J=16.8 Hz, 1H), 4.08 (d, J=16.8 Hz, 1H), 3.85 (d, J=12.3 Hz, 1H), 3.81 (s, 3H), 1.24 (s, 3H).

EXAMPLE 7

Benzhydryl 20-(acetoxymethyl)-6-[(Z)-(tert-butoxycarbonyl)-methylene]penicillinate-1,1-dioxide (7a)

To a solution of benzhydryl 2.beta.-(acetoxymethyl)-6-[(Z)-(tert-butoxycarbonyl)methylene]penicillinate (290 mg, 0.54 mmol, 6a) in CH₂Cl₂ (10 mL) and pH 6.4 phosphate buffer solution (10 mL) was added mCPBA (293 mg, 1.18 mmol). The mixture was stirred at room temperature for 18 hours, and then diluted with CH₂Cl₂ (10 mL). The organic layer was washed with NaHCO₃ solution (25 mL), dried (Na₂SO₄), concentrated and purified by column

U.S. Patent No. 6,770,759

chromatography to give the title compound; 226 mg, 73%; ¹H NMR (CDCl₃): δ 7.37-7.33 (10H, m), 6.97 (1H, s), 6.49 (1H, s), 5.47 (1H, s), 4.85 (1H, s), 4.51 (1H, d, J=), 4.35 (1H, d, J=), 2.08 (3H, s), 1.54 (9H, s), 1.18 (3H, s); IR (CHCl₃): 1799, 1751.7; ¹³C NMR (CDCl₃): δ 169.76, 165.55, 165.03, 161.94, 143.99, 138.65, 138.52, 128.87, 128.76, 128.54, 127.56, 127.13, 127.18, 84.09, 79.67, 72.67, 65.63, 64.17, 60.90, 27.89, 20.56, 15.57.

EXAMPLE 8

Benzhydryl 2.β-(chloroacetoxymethyl)-6-[(Z)-(t-butoxycarbonyl)-methylene]penicillinate 1,1-dioxide (7b)

To a solution of sulfide 6b (1.29 g, 2.1 mmol) in CH₂Cl₂ (30 mL) was added mCPBA (70%, 0.8 g, 4.62 mmol) in one portion followed by pH 6.4 phosphate buffer solution (30 mL) and the reaction mixture was stirred overnight. The organic layer was separated, washed with saturated aqueous NaHCO₃ (1.5 × 50 mL), dried (Na₂SO₄), concentrated and purified by silica gel chromatography (CH₂Cl₂ as eluent) to give the title compound 7b; 0.893 g, 70.5%; ¹H NMR (CDCl₃): δ 7.39-7.30 (10 H, m), 6.99 (1H, s), 6.53 (1H, s), 5.50 (s, 1H), 4.86 (s, 1H), 4.61 (d, J=12.19 Hz, 1H), 4.47 (d, J=12.19 Hz, 1H), 4.12 (d, J=15.18 Hz, 1H), 4.06 (d, J=15.18 Hz, 1H), 1.54 (s, 9H), 1.27 (s, 3H).

EXAMPLE 9

Benzhydryl 2.β-(formyloxymethyl)-6-[(Z)-(t-butoxycarbonyl)methylene]penicillinate 1,1-dioxide (7c)

The crude formate 6c (1.05 g, 2.01 mmol) was dissolved in CH₂Cl₂ (25 mL) and mCPBA (70%, 1.385 g, 8.03 mmol) and pH 6.4 phosphate buffer (25 mL) was added. The reaction mixture was stirred at room temperature for 14 hours. The organic layer was separated, washed with aqueous saturated NaHCO₃ (50 mL), dried (Na₂SO₄), concentrated and purified by silica gel chromatography to give the title compound 7c; 0.76 g, 68%; ¹H NMR (CDCl₃): δ 7.42-7.28 (m, 10H), 6.98 (s, 1H), 6.52 (s, 1H), 5.48 (s, 1H), 4.81 (s, 1H), 4.59 (d, J=12.16 Hz, 1H), 4.49 (d, J=12.16 Hz, 1H), 1.51 (s, 9H), 1.21 (s, 3H).

EXAMPLE 10

Benzhydryl 2.β-(phenylacetoxymethyl)-6-[(Z)-(t-butoxycarbonyl)-methylene]penicillinate 1,1-dioxide (7d)

To a solution of sulfide 6d (0.65 g, 1.06 mmol) in CH₂Cl₂ (20 mL) was added mCPBA (70%, 0.58 g, 2.33 mmol) in one portion followed by pH 6.4 phosphate buffer solution (20 mL) and the reaction mixture was stirred overnight. The organic layer was separated, washed with saturated aqueous NaHCO₃ (1.2 × 20 mL), dried (Na₂SO₄), concentrated and purified by silica gel chromatography to give the title compound 7d; 0.490 g, 71.6%; ¹H NMR (CDCl₃): δ 7.37-7.26 (15 H, m), 6.95 (1H, s), 6.47 (1H, s), 5.46 (s, 1H), 4.80 (s, 1H), 4.54 (d, J=12.3 Hz, 1H), 4.36 (d, J=12.3 Hz, 1H), 3.65 (s, 2H), 1.53 (s, 9H), 1.09 (s, 3H).

EXAMPLE 11

Benzhydryl 2.β-(acetoxymethyl)-6-[(Z)-(methoxycarbonyl)methylene]-penicillinate 1,1-dioxide (7e)

To a solution of benzhydryl 2.β-(acetoxymethyl)-6-[(Z)-(methoxycarbonyl)-methylene]penicillinate (6e, 190 mg, 0.43 mmol) in CH₂Cl₂ (10 mL) and pH 6.4 phosphate buffer solution (10 mL) was added mCPBA (225 mg, 0.913 mmol). The mixture was stirred at room temperature for 18 hours, and then diluted with

U.S. Patent No. 6,770,759

CH₂Cl₂ (10 mL). The organic layer was washed with NaHCO₃ solution (25 mL), dried (Na₂SO₄), concentrated and purified by column chromatography to give the title compound 7e; 140 mg, 68.9%, ¹H NMR (CDCl₃): δ 7.39-7.23 (10 H, m), 6.98 (1H, s), 6.59 (1H, s), 5.46 (1H, s), 4.82 (1H, s), 4.57 (1H, d, J=12.2 Hz), 4.37 (1H, d, J=12.2 Hz), 3.86 (s, 3H), 2.02 (3H, s), 1.19 (3H, s).

EXAMPLE 12

Benzhydryl 2.β-(chloroacetoxymethyl)-6-[(Z)-(methoxycarbonyl)-methylene]penicillinate 1,1-dioxide (7f)

To a solution of benzhydryl 2.β-(chloroacetoxymethyl)-6-[(Z)-(methoxycarbonyl)-methylene]penicillin ate (6f, 1.2 g, 2.55 mmol) in CH₂Cl₂ (20 mL) and pH 6.4 phosphate buffer solution (20 mL) was added mCPBA (70%, 1.38 g, 5.61 mmol). The mixture was stirred at room temperature for 18 hours, and then diluted with CH₂Cl₂ (20 mL). The organic layer was washed with NaHCO₃ solution (50 mL), dried (Na₂SO₄), concentrated and purified by column chromatography to give the title compound 7f; 920 mg, 72%; ¹H NMR (CDCl₃): δ 7.39-7.28 (10 H, m), 6.99 (1H, s), 6.61 (1H, s), 5.47 (1H, s), 4.82 (1H, s), 4.67 (1H, d, J=12.2 Hz), 4.49 (1H, d, J=12.2 Hz), 4.07 (ABq, 2H), 3.85 (s, 3H), 1.20 (3H, s).

EXAMPLE 13

Benzhydryl 2.β-[[[(1-methyl-1H-tetrazol-5-yl)thio]acetoxymethyl]-6-[(Z)-(t-butoxycarbonyl)methylene]penicillinate 1,1-dioxide (7g)

A mixture of chloride 7b (0.40 g, 0.663 mmol), 5-mercapto-1-methyl-1H-tetrazole (93 mg, 0.796 mmol) and NaHCO₃ (67 mg, 0.796 mmol) in acetone-water (8 mL, 3:1) was stirred for 6 hours at room temperature. The reaction mixture was diluted with CH₂Cl₂ (50 mL), washed with 5% NaHCO₃ solution (50 mL). The organic layer was dried, concentrated and purified by column chromatography (5% EtOAc/CH₂Cl₂ as eluent) to give the title compound 7g; 0.29 g, 64%; ¹H NMR (CDCl₃): δ 7.37-7.32 (m, 10H), 6.97 (s, 1H), 6.52 (s, 1H), 5.54 (s, 1H), 4.83 (s, 1H), 4.61 (d, J=12.14 Hz, 1H), 4.44 (d, J=12.14 Hz, 1H), 4.21 (d, J=15.67 Hz, 1H), 4.11 (d, J=12.67 Hz, 1H), 3.95 (s, 3H), 1.53 (s, 9H), 1.24 (s, 3H).

EXAMPLE 14

Benzhydryl 2.β-[[[(1-methyl-1H-tetrazol-5-yl)thio]acetoxymethyl]-6-[(Z)-(methoxycarbonyl)methylene]penicillinate 1,1-dioxide (7h)

A mixture of chloride 7f (200 mg, 0.397 mmol), 5-mercapto-1-methyl-1H-tetrazole (55 mg, 0.477 mmol) and NaHCO₃ (40 mg, 0.477 mmol) in acetone-water (4 mL, 3:1) was stirred for 6 hours at room temperature. The reaction mixture was diluted with CH₂Cl₂ (30 mL), washed with 5% NaHCO₃ solution (30 mL). The organic layer was dried, concentrated and purified by column chromatography (5% EtOAc/CH₂Cl₂ as eluent) to give the title compound 7h; 0.178 g, 77%; ¹H NMR (CDCl₃): δ 7.36-7.33 (m, 10H), 6.97 (s, 1H), 6.61 (s, 1H), 5.44 (s, 1H), 4.81 (s, 1H), 4.66 (d, J=12.12 Hz, 1H), 4.48 (d, J=12.12 Hz, 1H), 4.19 (d, J=16.81 Hz, 1H), 4.09 (d, J=16.81 Hz, 1H), 4.03 (s, 3H), 3.89 (s, 3H), 1.25 (s, 3H).

EXAMPLE 15

Disodium salt of 2.β-(acetoxymethyl)-6-[(Z)-carboxymethylene]-penicillinic acid-1,1-dioxide (8a)

U.S. Patent No. 6,770,759

To a solution of benzhydryl 2.beta.-(acetoxymethyl)-6-[(Z)-(tert-butoxycarbonyl)methylene]penicillinat e-1,1-dioxide, (300 mg, 0.526 mmol, 7a) in anisole (1.7 mL, 15.8 mmol) at 0.degree. C. was added trifluoroacetic acid (4.86 mL, 63.26 mmol) over 5 minutes under argon. The reaction mixture was stirred for 20 minutes at 0.degree. C. and for 2 minutes at 30.degree. C. Excess TFA was removed in vacuo. The residue was again dissolved in EtOAc (10 mL) and treated with aqueous NaHCO.sub.3 (44 mg in 5 mL) and aqueous layer was purified by reverse phase chromatography (deionized water as eluent) to give the title compound 8a; 160 mg, 77.6%; .sup.1 H NMR (D.sub.2 O): .delta. 6.53 (1H, s), 5.62 (1 H, s), 4.52 (1H, d, J=), 4.38 (1H, s), 4.36 (1H, d, J=), 1.98 (3H, s), 1.41 (3H, s).

EXAMPLE 16

Disodium salt of 2.beta.-(chloroacetoxymethyl)-6-[(Z)-carboxymethylene]-penicillinate 1,1-dioxide (8b)

Sulfone 7b (190 mg, 0.315 mmol) was dissolved in anisole (1.03 mL, 9.45 mmol) and cooled in an ice bath. To this solution was added trifluoroacetic acid (2.92 mL, 37.84 mmol) and stirring continued for 30 minutes at 0.degree. C. Volatiles were removed in vacuo, the residue dissolved in EtOAc (20 mL) and the solution extracted with NaHCO.sub.3 solution (53 mg in 15 mL of H.sub.2 O). This solution was then placed on a column of CHP20P (Mitsubishi Chemical Corporation) and the disalt 8b eluted with deionized water; 60 mg, 45%; .sup.1 H NMR (D.sub.2 O):.delta. 6.58 (s, 1H), 5.67 (s, 1H), 4.69 (d, J=12.36 Hz, 1H), 4.54 (d, J=12.36 Hz, 1H), 4.45 (s, 1H), 4.23 (s, 2H), 1.47 (s, 3H).

EXAMPLE 17

Disodium salt of 2.beta.-(formyloxymethyl)-6-[(Z)-carboxymethylene]-penicillinate 1,1-dioxide (8c)

Sulfone 7c (310 mg, 0.558 mmol) was dissolved in anisole (1.82 mL, 16.75 mmol) and cooled in an ice bath. To this solution was added trifluoroacetic acid (5.16 mL, 67.02 mmol) and stirring continued for 30 minutes at 0.degree. C. Volatiles were removed in vacuo, the residue dissolved in EtOAc (30 mL) and the solution extracted with NaHCO.sub.3 solution (94 mg NaHCO.sub.3 in 20 mL of H.sub.2 O). This solution was then placed on a column of CHP20P (Mitsubishi Chemical Corporation) and the disalt 8c eluted with deionized water; 100 mg, 47.6%; .sup.1 H NMR (D.sub.2 O):.delta. 8.07 (s, 1H), 6.58 (s, 1H), 5.68 (s, 1H), 4.68 (d, J=12.31 Hz, 1H), 4.57 (d, J=12.31 Hz, 1H), 4.45 (s, 1H), 1.48 (s, 3H).

EXAMPLE 18

Disodium salt of 2.beta.-(phenylacetoxymethyl)-6-[(Z)-carboxymethylene]-penicillinate 1,1-dioxide (8d)

Sulfone 7d (305 mg, 0.473 mmol) was dissolved in anisole (1.54 mL, 14.2 mmol) and cooled in an ice bath. To this solution was added trifluoroacetic acid (4.4 mL, 56.74 mmol) and stirring continued for 30 minutes at 0.degree. C. Volatiles were removed in vacuo, the residue dissolved in EtOAc (20 mL) and the solution extracted with NaHCO.sub.3 solution (80 mg NaHCO.sub.3, 0.946 mmol in 15 mL of H.sub.2 O). This solution was then placed on a column of CHP20P (Mitsubishi Chemical Corporation) and the disalt 8d eluted with deionized water; 85 mg, 37.6%; .sup.1 H NMR (D.sub.2 O):.delta. 7.30-7.22 (m, 5H), 6.55 (s, 1H), 5.64 (s, 1H), 4.63 (d, J=12.46 Hz, 1H), 4.42 (d, J=12.46 Hz, 1H), 4.39 (s, 1H), 3.69 (s, 2H), 1.48 (s, 3H).

EXAMPLE 19

Sodium salt of 2.beta.-(acetoxymethyl)-6-[(Z)-(methoxycarbonyl)methylene]-

U.S. Patent No. 6,770,759

penicillinic acid 1,1 dioxide (8e)

To a solution of benzhydryl 2.beta.-(acetoxymethyl)-6-[(Z)-(methoxycarbonyl)-methylene]penicillinate 1,1 dioxide, 7e, (270 mg, 0.512 mmol) in anisole (1.7 mL, 15.4 mmol) at 0.degree. C. was added trifluoroacetic acid (4.86 mL, 61.5 mmol) over 5 minutes under argon. The reaction mixture was stirred for 15 minutes at 0.degree. C. Excess TFA was removed in vacuo. The residue was again dissolved in EtOAc (20 mL) and treated with aqueous NaHCO₃ (5%, 10 mL) and aqueous layer was purified on a column of CHP20P (Mitsubishi Chemical Corporation) (deionized water as eluent) to give the title compound 8e; 100 mg, 5 1%; ¹H NMR (D₂O):.delta. 6.68 (s, 1H), 5.79 (s, 1H), 4.57 (d, 1H, J=12.2 Hz), 4.52 (s, 1H), 4.41 (d, 1H, J=12.2 Hz, 1H), 3.74 (s, 3H), 2.00 (s, 3H), 1.46 (s, 3H).

EXAMPLE 20

Disodium salt of 2.beta.-[[1-methyl-1H-tetrazol-5-yl]thio]acetoxymethyl]-6-[(Z)-carboxymethylene]penicillinate 1,1-dioxide (8g)

Compound 7g (135 mg, 0.197 mmol) was dissolved in anisole (0.65 mL, 5.32 mmol) and cooled in an ice bath. To this solution was added trifluoroacetic acid (1.83 mL, 23.71 mmol) and stirring was continued for 30 minutes at 0.degree. C. Volatiles were removed in vacuo and the residue dissolved in EtOAc (20 mL) and extracted with aqueous NaHCO₃ (33 mg dissolved in 10 mL H₂O). The aqueous solution was then loaded onto a column of CHP20P (Mitsubishi Chemical Corporation) and the disalt 8g eluted with deionized water; 43 mg, 43%; ¹H NMR (D₂O):.delta. 6.57 (s, 1H), 5.61 (s, 1H), 4.63 (d, J=12.3 Hz, 1H), 4.36 (s, 1H), 3.93-3.87 (m, 5H), 1.37 (s, 3H).

EXAMPLE 21

Sodium salt of 2.beta.-[[1-methyl-1H-tetrazol-5-yl]thio]acetoxymethyl]-6-[(Z)-(methoxycarbonyl)methylene]penicillinate 1,1-dioxide (8h)

Compound 7h (175 mg, 0.3 mmol) was dissolved in anisole (0.98 mL, 9.0 mmol) and cooled in an ice bath. To this solution was added trifluoroacetic acid (2.77 mL, 36.02 mmol) and stirring was continued for 15 minutes at 0.degree. C. Volatiles were removed in vacuo and the residue dissolved in EtOAc (20 mL) and extracted with aqueous 5% NaHCO₃ (10 mL). The aqueous solution was then loaded onto a column of CHP20P (Mitsubishi Chemical Corporation) and the salt 8h eluted with 6% EtOH/H₂O; 69 mg, 53%; ¹H NMR (D₂O):.delta. 6.69 (s, 1H), 5.74 (s, 1H), 4.63 (d, J=12.2 Hz, 1H), 4.48 (d, J=12.23 Hz, 1H) 4.46 (s, 1H), 3.93 (m, 5H), 3.77 (s, 3H), 1.41 (s, 3H).

EXAMPLE 22

Benzhydryl 2.beta.-(chloromethyl)-6-[(Z)-(t-butoxycarbonyl)methylene]-penicillinate (10a)

A solution of 5a (2.5 g, 3.88 mmol) and CuCl₂ (0.63 g, 4.66 mmol) in CH₂Cl₂ (60 mL) was stirred for 7 hours at room temperature. The reaction mixture was filtered and filtrate was washed with saturated NaHCO₃ (100 mL). The organic layer was dried (Na₂SO₄), concentrated, and purified by column chromatography to give the title compound 10a; 1.43 g, 72%, ¹H NMR (CDCl₃): .delta.7.37-7.31 (m, 10H), 6.96 (s, 1 H), 6.18 (s, 1H), 6.02 (s, 1H), 5.24 (s, 1H) 3.53 (d, J=11.8 Hz, 1 H), 3.43 (d, J=11.8 Hz, 1H), 1.51 (s, 9H), 1.34 (s, 3H).

EXAMPLE 23

Benzhydryl 2.beta.-(chloromethyl)-6-[(Z)-(methoxycarbonyl)methylene]-penicillinate

U.S. Patent No. 6,770,759

(10b)

A solution of 5b (0.8 g, 1.33 mmol) and CuCl₂ (0.214 g, 1.59 mmol) in CH₂Cl₂ (20 mL) was stirred for 7 hours at room temperature. The reaction mixture was filtered and filtrate was washed with saturated NaHCO₃ (20 mL). The organic layer was dried (Na₂SO₄), concentrated, and purified by column chromatography to give the title compound 10b; 0.42 g, 75%; ¹H NMR (CDCl₃): δ 7.39-7.35 (m, 10H), 6.96 (s, 1H), 6.31 (s, 1H), 6.05 (s, 1H), 5.23 (s, 1H), 3.81 (s, 3H), 3.55 (d, J=12.3 Hz, 1H), 3.41 (d, J=12.3 Hz, 1H), 1.32 (s, 3H).

EXAMPLE 24

Benzhydryl 2.β-(chloromethyl)-6-[(Z)-(t-butoxycarbonyl)methylene]-penicillinate 1,1-dioxide (11a)

To a solution of sulfide 10a, (400 mg, 0.78 mmol) in CH₂Cl₂ (20 mL) and pH 6.4 phosphate buffer solution (20 mL) was added mCPBA (70%, 424 mg, 1.72 mmol). The mixture was stirred at room temperature for 18 hours, and then diluted with CH₂Cl₂ (10 mL). The organic layer was washed with NaHCO₃ solution (20 mL), dried (Na₂SO₄), concentrated and purified by column chromatography to give the title compound 11a; 360 mg, 86%; ¹H NMR (CDCl₃): δ 7.38-7.33 (10 H, m), 6.99 (1H, s), 6.53 (1H, s), 5.65 (1H, s), 4.69 (1H, s), 4.23 (1H, d, J=12.1 Hz), 3.96 (1H, d, J=12.1 Hz), 1.51 (9H, s), 1.09 (3H, s)

EXAMPLE 25

Benzhydryl 2.β-(chloromethyl)-6-[(Z)-(methoxycarbonyl)methylene]-penicillinate 1,1-dioxide (11b)

To a solution of sulfide 10b, (300 mg, 0.73 mmol) in CH₂Cl₂ (15 mL) and pH 6.4 phosphate buffer solution (15 mL) was added mCPBA (70%, 395 mg, 1.6 mmol). The mixture was stirred at room temperature for 18 hours, and then diluted with CH₂Cl₂ (10 mL). The organic layer was washed with NaHCO₃ solution (20 mL), dried (Na₂SO₄), concentrated and purified by column chromatography to give the title compound 11b; 240 mg, 74%; ¹H NMR (CDCl₃): δ 7.38-7.33 (10 H, m), 6.98 (1H, s), 6.61 (1H, s), 5.49 (1H, s), 4.87 (1H, s), 3.97 (1H, d, J=12.3 Hz), 3.86 (s, 3H), 3.80 (1H, d, J=12.3 Hz), 1.32 (3H, s).

EXAMPLE 26

Disodium salt of 2.β-(chloromethyl)-6-[(Z)-carboxymethylene]penicillinate 1,1-dioxide (12c).

To a solution of sulfone 11a, (300 mg, 0.55 mmol) in anisole (1.8 mL, 16.5 mmol) at 0.degree. C. was added trifluoroacetic acid (5.1 mL, 66.0 mmol) over 5 minutes under argon. The reaction mixture was stirred for 10 minutes at 0.degree. C. Excess TFA and anisole were removed in vacuo. The residue was again dissolved in EtOAc (25 mL) and treated with aqueous NaHCO₃ (70 mg solid, 0.825 mmol, dissolved in 10 mL H₂O) and aqueous layer was purified on a column of CHP20P (Mitsubishi Chemical Corporation) (deionized water as eluent) to give the title compound 12c; 65 mg; ¹H NMR (D₂O): δ 6.54 (1H, s), 5.87 (1H, s), 4.31 (1H, s), 4.05 (2H, ABq, J=12.1 Hz), 1.39 (3H, s).

EXAMPLE 27

Sodium salt of 2.β-(chloromethyl)-6-[(Z)-(t-butoxycarbonyl)methylene]-penicillinic acid 1,1-dioxide (12a)

U.S. Patent No. 6,770,759

The column described in Example 26 was further eluted (7% EtOH in water) to give the title compound 12a; 50 mg; ¹H NMR (D₂O): δ . 6.54 (1H, s), 6.02 (1H, s), 4.39 (1H, s), 4.08 (2H, ABq, J=12.1 Hz), 1.47 (9H, s), 1.41 (3H, s).

EXAMPLE 28

Sodium salt of 2.beta.-(chloromethyl)-6-[(Z)-(methoxycarbonyl)methylene]-penicillanic acid 1,1 dioxide (12b)

To a solution of sulfone 11b, (280 mg, 0.629 mmol) in anisole (2.1 mL, 18.9 mmol) at 0.degree. C. was added trifluoroacetic acid (5.82 mL, 75.5 mmol) over 5 minutes under argon. The reaction mixture was stirred for 15 minutes at 0.degree. C. Excess TFA and anisole were removed in vacuo. The residue was again dissolved in EtOAc (20 mL) and treated with aqueous NaHCO₃ (5%, 20 mL) and aqueous layer was purified on a column of CHP20P (Mitsubishi Chemical Corporation) (4% EtOH in deionized water as eluent) to give the title compound 12b; 123 mg, 62%; ¹H NMR (D₂O): δ . 6.72 (1H, s), 5.84 (1H, s), 4.45 (1H, s), 4.19 (1H, d, J=12.4 Hz), 4.08 (1H, d, J=12.4 Hz, 1H), 3.76 (3H, s), 1.60 (3H, s).

EXAMPLE 29

Benzhydryl 2.beta.-(hydroxymethyl)-6-[(Z)-(t-butoxycarbonyl)-methylene]penicillinate (13)

Chloroacetate 6b (1.9 g, 3.33 mmol) was dissolved in DMF (4 mL) and cooled to 0.degree. C. Pyridine (1.47 mL, 18.3 mmol) was added. Thiourea (0.76 g, 9.99 mmol) was added to the solution and it was stirred at 0.degree. C. until all the thiourea was dissolved. The ice bath was then removed and the reaction allowed to reach room temperature. The volatiles were then removed in vacuo and the residue dissolved in EtOAc (30 mL). This solution was then washed with water (50 mL), dried (Na₂SO₄), and concentrated to produce alcohol 13 (1.48 g, 90%) which was used in Example 30 without further purification; ¹H NMR (CDCl₃): δ . 7.39-7.29 (m, 10H), 6.95 (s, 1 H), 6.16 (s, 1H), 5.99 (s, 1H), 4.99 (s, 1H), 3.49 (d, J=11.6 Hz, 1 H), 3.40 (d, J=11.6 Hz, 1H), 1.49 (s, 9H), 1.26 (s, 3H).

EXAMPLE 30

Benzhydryl 2.beta.-(formyl)-6-[(Z)-(t-butoxycarbonyl)methylene]-penicillinate (14)

A solution of oxalyl chloride (0.264 mL, 3.03 mmol) in CH₂Cl₂ (16 mL) was cooled to -78.degree. C. and anhydrous DMSO (0.267 mL, 3.43 mmol) was added dropwise. the solution was stirred at -78.degree. C. for 15 minutes, then a solution of alcohol 13 in CH₂Cl₂ (5 mL) was added dropwise. The reaction mixture was stirred for 3 hours at -78.degree. C. and then triethylamine (0.983 mL, 7.07 mmol) was added. The reaction mixture was allowed to reach -10.degree. C. The reaction was then quenched with 1N HCl (0.5 mL) and the organic layer was washed with water (30 mL), dried (Na₂SO₄), and concentrated to produce aldehyde 14 in quantitative yield which was used in Example 31 without further purification; ¹H NMR (CDCl₃): δ . 9.09 (s, 1H), 7.38-7.31 (m, 10H), 6.97 (s, 1 H), 6.14 (s, 1H), 6.02 (s, 1H), 5.41 (s, 1H) 1.51 (s, 9H), 1.27 (s, 3H).

EXAMPLE 31

Benzhydryl 2.beta.-(E/Z)-(cyanoethenyl)]-6-[(Z)-(t-butoxycarbonyl)-methylene]penicillinate (15)

A solution of aldehyde 14 (1 g, 2.03 mmol) in acetonitrile (10 mL) was added dropwise at -20.degree. C. to a suspension of cyanomethylenetriphenylphosphorane (0.61 g, 2.03 mmol) and 0.4 M LiClO₄ in acetonitrile (10 mL). After 4 hours,

U.S. Patent No. 6,770,759

the solvent was evaporated and the residue dissolved in EtOAc (50 mL). The organic layer was washed with water (50 mL), dried (Na.sub.2 SO.sub.4), concentrated and purified by column chromatography to give the title compound 15; 0.41 g, 40%; .sup.1 H NMR (CDCl.sub.3): (major Z isomer) .delta. 7.41-7.38 (m, 10H), 6.99 (s, 1 H), 6.48 (d, J=11.9 Hz, 1H), 6.23 (s, 1H), 6.09 (s, 1H), 5.39 (d, J=11.9 Hz, 1H), 4.99 (s, 1H), 1.54 (s, 3H), 1.53 (s, 9H).

EXAMPLE 32

Benzhydryl 2.beta.-[(E/Z)-(cyanoethenyl)]-6-[(Z)-(t-butoxycarbonyl)-methylene]penicillin-ate 1,1-dioxide (16)

To a solution of sulfide 15 (0.35 g, 0.678 mmol) in CH.sub.2 Cl2 (10 mL) was added mCPBA (70%, 0.37 g, 1.49 mmol) in one portion followed by pH 6.4 phosphate buffer solution (10 mL) and the reaction mixture was stirred overnight. The organic layer was separated, washed with saturated aqueous NaHCO.sub.3 (1.times.20 mL), dried (Na.sub.2 SO.sub.4), concentrated and purified by silica gel chromatography to give the title compound 16; 0.240 g, 65%; .sup.1 H NMR (CDCl.sub.3): (major isomer) .delta. 7.38-7.27 (10 H, m), 6.98 (1H, s), 6.59 (1H, s), 6.43 (d, J=16.4 Hz, 1H), 5.53 (s, 1H), 5.35 (d, J=16.4 Hz, 1H), 4.67 (s, 1H), 1.52 (s, 9H), 1.51 (s, 3H).

EXAMPLE 33

Disodium Salt of 2.beta.-[(E/Z)-(cyanoethenyl)]-6-[(Z)-carboxymethylene]-penicillinate 1,1-dioxide (17)

To a solution of sulfone 16, (240 mg, 0.438 mmol) in anisole (1.43 mL, 13.1 mmol) at 0.degree. C. was added trifluoroacetic acid (4.1 mL, 53.5 mmol) over 5 minutes under argon. The reaction mixture was stirred for 30 minutes at 0.degree. C. Excess TFA and anisole were removed in vacuo. The residue was again dissolved in EtOAc (20 mL) and treated with aqueous NaHCO.sub.3 (67 mg solid, 0.79 mmol, dissolved in 10 mL H.sub.2 O) and aqueous layer was purified on a column of CHP20P (Mitsubishi Chemical Corporation) to give the title compound 17; 60 mg, 37%; .sup.1 H NMR (D.sub.2 O): .delta. 6.73 (d, J=16.3 Hz, 1H), 6.42 (1H, s), 5.73 (d, J=16.3 Hz, 1H), 5.54 (1H, s), 4.16 (1H, s), 1.47 (3H, s).

EXAMPLE 34

Benzhydryl 2.beta.-{[3',4'-di-(4-methoxybenzyloxy)phenyl]acetoxymethyl-6-[(Z)-(t-butoxycarbonyl)methylene]penicillinate (6i)

Using a procedure similar to that described in Example 6, except replacing the disulfide 5b and the chloroacetic acid used therein with disulfide 5a and 3,4-di(4-methoxybenzyloxy)phenylacetic acid, the title compound was prepared; .sup.1 H NMR (CDCl.sub.3) .delta. 7.25-7.36 (m, 15H), 6.48-6.90 (m, 7H), 6.17 (s, 1H), 6.00 (s, 1H), 5.04 (s, 2H), 4.99 (s, 2H), 4.61 (s, 1H), 4.02 (d, J=8.24 Hz, 1H), 3.81 (s, 3H), 3.77 (s, 3H), 3.78 (d, J=8.24 Hz, 1H), 3.55 (s, 2H), 1.52 (s, 9H), 1.48 (s, 3H).

EXAMPLE 35

Benzhydryl 2.beta.-{[3',4'-di-(4-methoxybenzyloxy)phenyl]acetoxymethyl-6-[(Z)-(t-butoxycarbonyl)methylene]-1,1-dioxopenicillinate (7i)

Using a procedure similar to that described in Example 12, except replacing the compound 6f used therein with the compound 6i, the title compound was prepared; .sup.1 H NMR (CDCl.sub.3) .delta. 7.26-7.36 (m, 15H), 6.85-6.89 (m, 8H), 6.48 (s, 1H), 5.46 (s, 1H), 5.03 (s, 4H), 4.78 (s, 1H), 4.54 (d, J=6.98 Hz, 1H), 4.37 (d, J=6.98 Hz, 1H), 3.80 (s, 6H), 3.53 (s, 2H), 1.55 (s, 3H), 1.53 (s, 9H).

U.S. Patent No. 6,770,759

EXAMPLE 36

Disodium Salt of 2.beta.-[(3',4'-Dihydroxyphenyl)acetoxy]methyl-6-[(Z)-carboxymethylene]-1, 1-dioxopenicillinate (8i)

Using a procedure similar to that described in Example 21, except replacing the compound 7h used therein with compound 7i, the title compound was prepared; ¹H NMR (CDCl₃) δ . 6.53-6.77 (m, 4H), 5.77 (s, 1H), 4.41 (d, J 8.24 Hz, 1H), 3.54 (s, 2H), 1.40 (s, 3H).

EXAMPLE 37

Sodium 2.beta.-(acetoxymethyl)-1,1-dioxo-6-[(Z)-2'-pyridylmethylene]penicillinate (29a)

A solution of benzyl ester 28a (330 mg, 0.702 mmol) and LiI (376 mg, 2.81 mmol) in EtOAc (15 mL) was heated to reflux for 12 hours. The reaction mixture was cooled to room temperature, diluted with EtOAc (25 mL) and extracted with 5% NaHCO₃ solution (20 mL). The aqueous layer was loaded onto a column of CHP20P (Mitsubishi Chemical Corporation) and compound 29a (123 mg, 44%) was eluted with 5-10% EtOH-H₂O; ¹H NMR (D₂O): δ . 8.57 (d, J=4.5 Hz, 1H), 7.81 (m, 1H), 7.52 (d, J=7.69 Hz, 1H), 7.42 (s, 1H), 7.37 (m, 1H), 5.98 (s, 1H), 4.60 (d, J=12.3 Hz, 1H), 4.45 (m, 2H), 2.04 (s, 3H), 1.51 (s, 3H).

The intermediate compound 28a was prepared as follows.

a. 4-(2'-Benzothiazolyldithio)-3-[(allyloxycarbonyl)amino]-1-[1'-benzyloxycarbonyl-2'-methylprop-2'-enyl]azetidino-2-one (22a). A solution of sulfoxide 21a (48 g, 0.118 mol) and 2-mercaptothiazole (19.8 g, 0.118 mol) in toluene (1.5 L) was heated to reflux for 3.5 hours. Toluene was removed under reduced pressure to obtain the disulfide 22a in quantitative yield; ¹H NMR (CDCl₃) δ . 7.72 (1H, d, J=8.1 Hz), 7.58 (1H, d, J=8.1 Hz), 7.69-7.25 (7 H, m), 6.09 (1H, bd, J=10.7 Hz), 5.65 (1H, m), 5.35 (1H, d, J=4.4 Hz), 5.14-4.94 (4 H, m), 4.85 (1H, s), 4.77 (1 H, s), 4.41 (2 H, m), 1.89 (3H, s).

b. Benzyl 2.beta.-(acetoxymethyl)-6-[(allyloxycarbonyl)amino]penicillinate (23a). A mixture of disulfide 22a (9.0 g, 16.2 mmol), acetic acid (40 mL, 697.3 mmol), and silver acetate (5.6 g, 33.7 mmol) in CH₂Cl₂ (350 mL) was stirred for 4 hours at room temperature. The reaction mixture was filtered and the filtrate washed with 10% NaHCO₃ solution (500 mL). The organic layer was dried over Na₂SO₄, concentrated, and purified by silica gel chromatography to yield a 4:1 mixture of cepham 24a and penam 23a (yield 6.4 g, 88.3%); ¹H NMR (CDCl₃): δ . 7.37 (bs, 5H), 5.92 (m, 2H), 5.61 (d, J=4.16 Hz, 1H) 5.43 (m, 1H), 5.35-5.17 (m, 4H) 4.69 (s, 1H), 4.61 (bd, 2H), 4.37 (d, J=11.6 Hz, 1H), 3.80 (d, J=11.6 Hz, 1H), 2.11 (s, 3H), 1.41 (s, 3H).

c. Benzyl 2.beta.-(acetoxymethyl)-6-aminopenicillinate (25a). To a solution of carbamate 23a (6.0 g, 13.42 mmol), acetic acid (1.8 mL, 32.2 mmol), and Pd (PPh₃)₄ (310 mg, 0.268 mmol) in CH₂Cl₂ (600 mL) was added tributyltin hydride (3.98 mL, 14.8 mmol) and the reaction was stirred for 30 minutes at room temperature. The reaction mixture was washed with NaHCO₃ solution (200 mL) and dried over Na₂SO₄. Purification by silica gel chromatography yielded amine 25a (3.25 g, 66.7%); ¹H NMR (CDCl₃): δ . 7.37-7.32 (m, 5H), 5.55 (d, J=4.20 Hz, 1H), 5.19 (m, 2H), 4.70 (s, 1H), 4.53 (d, J=4.20 Hz, 1H), 4.23 (d, J=11.5 Hz, 1H), 3.87 (d, J=11.5 Hz, 1H), 2.06 (s, 3H), 1.35 (s, 3H).

d. Benzyl 2.beta.-(acetoxymethyl)-6-oxopenicillinate (26a). To a solution of amine 25a (2.2 g, 6.06 mmol) in EtOAc (50 mL) was added isopropyl nitrite (2.03 mL, 9.09 mmol, 40% solution in CH₂Cl₂) followed by trifluoroacetic acid (0.014

U.S. Patent No. 6,770,759

mL, 0.18 mmol). The reaction mixture was stirred for 30 minutes at room temperature. Volatiles were removed in vacuo and the yellow solid was dissolved in C.sub.6 H.sub.6 (10 mL). To this solution was added propylene oxide (20 mL) followed by Rh.sub.2 (OOct).sub.4 (15 mg) and the reaction mixture was stirred for 20 minutes at room temperature. Volatiles were removed to obtain the ketone 26a (2.2 g, quantitative); .sup.1 H NMR (CDCl.sub.3): .delta. 7.39-7.36 (m, 5H), 5.77 (s, 1H), 5.22 (s, 2H), 5.02 (s, 1H), 4.09 (d, J=11.9 Hz, 1H), 3.84 (d, J=11.9 Hz, 1H), 2.07 (s, 3H), 1.37 (s, 3H).

e. Benzyl 2.beta.-(acetoxymethyl)-6-[(Z)-2'-pyridylmethylene]penicillinate (27a). To a suspension of triphenyl(2-pyridylmethyl)phosphonium chloride (3.55 g, 9.12 mmol) in dry THF (30 mL) was added NaNH.sub.2 (0.31 g, 7.9 mmol) and the reaction mixture was stirred for 1 hour at room temperature. The solution was then allowed to stand motionless (in order to allow the precipitate to settle) for 2 hours. A second solution of ketone 26a (2.2 g, 6.1 mmol) in dry THF (20 mL) was chilled to -78.degree. C. To this ketone solution was carefully added the supernatant solution of the Wittig ylide at -78.degree. C. and the reaction mixture stirred for 40 minutes at the same temperature. The reaction mixture was then quenched with sat NH.sub.4 Cl solution (50 mL) and extracted with CH.sub.2 Cl.sub.2 (100 mL). The organic layer was dried, concentrated, and purified by silica gel chromatography to produce 27a (1.49 g, 56%); .sup.1 H NMR (CDCl.sub.3): .delta. 8.62 (d, J=4.27 Hz, 1 H), 7.69 (m, 1H), 7.42-7.33 (m, 5H), 6.92 (s, 1H), 6.27 (s, 1H), 5.23 (s, 2H), 4.93 (s, 1H), 4.10 (d, J=11.8 Hz, 1H), 3.83 (d, J=11.8 Hz, 1H), 2.07 (s, 3H), 1.27 (s, 3H).

f. Benzyl 2.beta.-(acetoxymethyl)-1,1-dioxo-6-[(Z)-2'-pyridylmethylene]-penicillinat e (28a). To a solution of sulfide 27a (1.1 g, 2.51 mmol) in CH.sub.2 Cl.sub.2 (30 mL) was added mCPBA (70%, 1.37 g, 5.53 mmol) followed by pH 6.4 phosphate buffer solution (30 mL) and the reaction mixture was stirred overnight at room temperature. The organic layer was separated, washed with 5% NaHCO.sub.3 solution (50 mL), dried, concentrated and purified by column chromatography to yield the sulfone 28a (0.78 g, 66.1%); .sup.1 H NMR (CDCl3): .delta. 8.68 (d, J=4.28 Hz, 1H), 7.72 (m, 1H), 7.37 (m, 5H), 7.30 (m, 1H), 7.26 (s, 1H), 5.76 (s, 1H), 5.29 (d, J=11.9 Hz, 1H), 5.23 (d, J=11.9 Hz, 1H), 4.69 (s, 1H), 4.57 (d, J=12.0 Hz, 1H), 4.39 (d, J=12.0 Hz, 1H), 2.06 (s, 3H), 1.39 (s, 3H).

The intermediate compounds 20a and 21a (FIG. 8) can be prepared as described by Buynak et. al. J. Am. Chem. Soc. 120, 6846-6847 (1998). Example 38. Sodium 1,1-Dioxo-2.beta.-(phenylacetoxymethyl)-6-[(Z)-2'-pyridylmethylene]penicillinate (29b).

A solution of benzhydryl ester 28b (590 mg, 1.08 mmol) was dissolved in anisole (3.5 mL, 32.4 mmol) and cooled to 0.degree. C. To this solution was added TFA (10 mL, 129.6 mmol) at 0.degree. C. and the reaction was stirred for 20 minutes at the same temperature. Volatiles were removed in vacuo, and the residue was dissolved in ethyl acetate (30 mL) and extracted with 10% NaHCO.sub.3 solution (20 mL). The aqueous layer was loaded onto a column of CHP20P (Mitsubishi Chemical Corporation) and compound 29b (298 mg, 69%) was eluted with 5-10% EtOH-H.sub.2 O; .sup.1 H NMR (D.sub.2 O): .delta. 8.53 (d, J=4.5 Hz, 1H), 7.77 (m, 1H), 7.47 (d, J=7.72 Hz, 1H), 7.33 (m, 2H), 7.24-7.17 (m, 5H), 5.89 (s, 1H), 4.60 (d, J=12.6 Hz, 1H), 4.41 (d, J=12.6 Hz, 1H), 4.38 (s, 1H), 3.65 (s, 2H), 1.39 (s, 3H).

The intermediate compound 28b was prepared as follows.

a. 4-(2'-Benzothiazolyldithio)-3-[(allyloxycarbonyl)amino]-1-[1'-benzhydryloxy carbonyl-2'-methylprop-2'-enyl]azetidino-2-one (22b). To a solution of benzhydryl 6-[(allyloxycarbonyl)amido]penicillinate sulfoxide, 21b, (26.0 g, 53.9 mmol) in toluene (800 mL) was added 2-mercaptobenzothiazole (19.8 g, 53.9 mmol) and the reaction was heated to reflux for 3.5 hours. Volatiles were removed under reduced pressure to give 22b (quantitative yield); .sup.1 H NMR (CDCl.sub.3): .delta. 7.85

U.S. Patent No. 6,770,759

(1H, d, J=8.1 Hz), 7.72 (1H, d, J=8.1 Hz), 7.50-7.10(12 H, m), 6.90(1H, s), 6.15 (1H, bd, J=10.5 Hz), 5.85 (1H, m), 5.50 (1H, d, J=4.4 Hz), 5.35-5.17 (3 H, m), 5.12 (1H, s), 5.02 (1 H, s), 4.95 (1 H, s), 4.55 (2 H, m), 1.89 (3H, s).

b. Benzhydryl 2.beta.-(phenylacetoxy)methyl-6-[(allyloxycarbonyl)amino]-penicillinate (23b). A mixture of disulfide 22b (6.3 g, 9.99 mmol), phenylacetic acid (58.4 g, 429.3 mmol) and silver acetate (3.47 g, 20.8 mmol) in CH₂Cl₂ (180 mL) was stirred at room temperature for 4 hours. The reaction mixture was filtered and the filtrate was washed with 10% NaHCO₃ solution (500 mL). The organic layer was dried over Na₂SO₄, concentrated and purified by silica gel chromatography to yield a 4:1 mixture of penam 23b and cepham 24b (yield 4.5 g, 75%); ¹H NMR (CDCl₃): δ 7.44-7.26 (m, 15H), 6.93 (s, 1H), 5.95 (m, 1H), 5.87 (bd, 1H), 5.60 (d, J=4.8 Hz, 1H), 5.51 (m, 1H), 5.35-5.23 (m, 2H), 4.71 (s, 1H), 4.61 (bd, 2H), 4.34 (d, J=11.6 Hz, 1H), 3.83 (d, J=11.8 Hz, 1H), 2.16 (s, 3H), 1.19 (s, 3H).

c. Benzhydryl 2.beta.-(phenylacetoxy)methyl-6-aminopenicillinate (25b). To a solution of carbamate 23b (4.5 g, 7.5 mmol), acetic acid (1.02 mL, 17.98 mmol) and Pd(Ph₃P)₄ (172 mg, 1.5 mmol) in CH₂Cl₂ (450 mL) was added (n-Bu)₃SnH (2.21 mL, 8.24 mmol) and the reaction was stirred for 30 minutes at room temperature. The reaction mixture was washed with NaHCO₃ solution (200 mL), and the organic layer was dried, concentrated, and purified by silica gel chromatography to give amine 25b (2.3 g, 70%); ¹H NMR (CDCl₃): δ 7.36-7.24 (m, 15H), 6.93 (s, 1H), 5.56 (d, J=4.24 Hz, 1H), 4.75 (s, 1H), 4.53 (d, J=4.24 Hz, 1H), 4.26 (d, J=11.5 Hz, 1H), 4.00 (d, J=11.5 Hz, 1H), 3.68 (q, 2H), 1.18 (s, 3H).

d. Benzhydryl 2.beta.-(phenylacetoxy)methyl-6-oxopenicillinate (26b). To a solution of amine 25b (2.0 g, 4.45 mmol) in EtOAc (40 mL) was added isopropyl nitrite (1.52 mL, 6.83 mmol, 40% solution in CH₂Cl₂) followed by trifluoroacetic acid (0.010 mL, 0.14 mmol). The reaction mixture was stirred for 30 minutes at room temperature. Volatiles were removed in vacuo and the yellow solid was dissolved in benzene (10 mL). To this solution was added propylene oxide (20 mL) followed by Rh₂(OOct)₄ (15 mg) and the reaction mixture was stirred for 20 minutes at room temperature. Volatiles were removed to obtain the ketone 26b (2.0 g, quantitative); ¹H NMR (CDCl₃): δ 7.39-7.27 (m, 15H), 6.97 (s, 1H), 5.81 (s, 1H), 5.08 (s, 1H), 4.14 (d, J=11.9 Hz, 1H), 3.80 (d, J=11.9 Hz, 1H), 3.64 (q, 2H), 1.19 (s, 3H).

e. Benzhydryl 2.beta.-(phenylacetoxy)methyl-6-[(Z)-2'-pyridylmethylene]-penicillinate (27b). To a suspension of triphenyl(2-pyridylmethyl)phosphonium chloride (2.67 g, 6.84 mmol) in dry THF (20 mL) was added NaNH₂ (0.23 g, 5.94 mmol) and the reaction mixture was stirred for 1 hour at room temperature. The solution was then allowed to stand motionless (in order to allow the precipitate to settle) for 2 hours. A second solution of ketone 26b (2.0 g, 4.57 mmol) in dry THF (20 mL) was chilled to -78.degree. C. To this ketone solution was carefully added the supernatant solution of the Wittig ylide at -78.degree. C. and the reaction mixture stirred for 40 minutes at the same temperature. The reaction mixture was then quenched with sat NH₄Cl solution (50 mL) and extracted with CH₂Cl₂ (100 mL). The organic layer was dried, concentrated, and purified by silica gel chromatography to produce 27b (760 mg, 32%); ¹H NMR (CDCl₃): δ 8.64 (d, J=4.18 Hz, 1 H), 7.70 (m, 1 H), 7.40-7.21 (m, 17 H), 6.97 (s, 1H), 6.94 (s, 1H), 6.28 (s, 1H), 4.97 (s, 1H), 4.12 (d, J=11.8 Hz, 1H), 3.82 (d, J=11.8 Hz, 1H), 3.66 (q, 2H), 1.23 (s, 3H).

f. Benzhydryl 1,1-dioxo-2.beta.-(phenylacetoxy)methyl-6[(Z)-2'-pyridylmethylene]penicillinate (28b). To a solution of sulfide 27b (0.7 g, 1.36 mmol) in CH₂Cl₂ (30 mL) was added mCPBA (70%, 0.71 g, 2.86 mmol) followed by pH 6.4 phosphate buffer solution (30 mL) and the reaction mixture was stirred overnight at room temperature. The organic layer was separated, washed with 5% NaHCO₃

U.S. Patent No. 6,770,759

solution (50 mL), dried, concentrated and purified by column chromatography to yield the sulfone 28b (0.595 g, 80%); ¹H NMR (CDCl₃): δ . 8.70 (d, J=3.76 Hz, 1H), 7.73 (m, 1H) 7.36-7.26 (m, 17H), 6.97 (s, 1H), 5.75 (s, 1H), 4.73 (s, 1H), 4.63 (d, J=12.3 Hz, 1H), 4.40 (d, J=12.3 Hz, 1H), 3.65 (s, 2H), 1.15 (s, 3H).

The intermediate compounds 20b and 21b (FIG. 8) can be prepared as described by Buynak et. al. J Am. Chem. Soc. 120, 6846-6847 (1998).

EXAMPLE 39

The following illustrate representative pharmaceutical dosage forms, containing a compound of formula I ('Compound X'), for therapeutic or prophylactic use in humans.

(i) Tablet 1 mg/tablet 'Compound X' 100.0 Lactose 77.5 Povidone 15.0 Croscarmellose sodium 12.0 Microcrystalline cellulose 92.5 Magnesium stearate 3.0 300.0 (ii) Tablet 2 mg/tablet 'Compound X' 20.0 Microcrystalline cellulose 410.0 Starch 50.0 Sodium starch glycolate 15.0 Magnesium stearate 5.0 500.0 (iii) Capsule mg/capsule 'Compound X' 10.0 Colloidal silicon dioxide 1.5 Lactose 465.5 Pregelatinized starch 120.0 Magnesium stearate 3.0 600.0 (iv) Injection 1 (1 mg/ml) mg/ml 'Compound X' (free acid form) 1.0 Dibasic sodium phosphate 12.0 Monobasic sodium phosphate 0.7 Sodium chloride 4.5 1.0 N Sodium hydroxide solution q.s. (pH adjustment to 7.0-7.5) Water for injection q.s. ad 1 mL (v) Injection 2 (10 mg/ml) mg/ml 'Compound X' (free acid form) 10.0 Monobasic sodium phosphate 0.3 Dibasic sodium phosphate 1.1 Polyethylene glycol 400 200.0 01 N Sodium hydroxide solution q.s. (pH adjustment to 7.0-7.5) Water for injection q.s. ad 1 mL (vi) Aerosol mg/can 'Compound X' 20.0 Oleic acid 10.0 Trichloromonofluoromethane 5,000.0 Dichlorodifluoromethane 10,000.0 Dichlorotetrafluoroethane 5,000.0 (vii) Tablet mg/tablet 'Compound X' 100.0 .beta.-lactam antibiotic 100.0 Lactose 77.5 Povidone 15.0 Croscarmellose sodium 12.0 Microcrystalline cellulose 92.5 Magnesium stearate 3.0 400.0 (viii) Tablet mg/tablet 'Compound X' 20.0 .beta.-lactam antibiotic 10.0 Microcrystalline cellulose 410.0 Starch 50.0 Sodium starch glycolate 15.0 Magnesium stearate 5.0 510.0 (ix) Capsule mg/capsule 'Compound X' 10.0 .beta.-lactam antibiotic 10.0 Colloidal silicon dioxide 1.5 Lactose 465.5 Pregelatinized starch 120.0 Magnesium stearate 3.0 610.0 (x) Injection 1 (1 mg/ml) mg/ml 'Compound X' (free acid form) 1.0 .beta.-lactam antibiotic 1.0 Dibasic sodium phosphate 12.0 Monobasic sodium phosphate 0.7 Sodium chloride 4.5 1.0 N Sodium hydroxide solution q.s. (pH adjustment to 7.0-7.5) Water for injection q.s. ad 1 mL

The above formulations may be obtained by conventional procedures well known in the pharmaceutical art. The .beta.-lactam antibiotic in the above formulations can be any .beta.-lactam antibiotic, including those identified specifically hereinabove.

All publications, patents, and patent documents are incorporated by reference herein, as though individually incorporated by reference. The invention has been described with reference to various specific and preferred embodiments and techniques. However, it should be understood that many variations and modifications may be made while remaining within the spirit and scope of the invention.

* * * * *

U.S. Patent No. 6,770,759



US006770759B2

(12) United States Patent
Buynak et al.

(10) Patent No.: US 6,770,759 B2
(45) Date of Patent: Aug. 3, 2004

(54) **PENICILLANIC ACID DERIVATIVE COMPOUNDS AND METHODS OF MAKING**

(75) Inventors: **John D. Buynak**, Dallas, TX (US);
Akireddy Srinivasa Rao, Waukegan, IL (US);
Venkata Ramana Doppalapudi, Dallas, TX (US)

(73) Assignee: **Research Corporation Technologies, Inc.**, Tuscon, AZ (US)

(*) Notice: Subject to any disclaimer, the term of this patent is extended or adjusted under 35 U.S.C. 154(b) by 0 days.

(21) Appl. No.: **10/163,684**

(22) Filed: **Jun. 5, 2002**

(65) **Prior Publication Data**

US 2002/0198180 A1 Dec. 26, 2002

Related U.S. Application Data

(60) Continuation of application No. 09/725,611, filed on Nov. 29, 2000, now Pat. No. 6,436,398, which is a division of application No. 09/223,077, filed on Dec. 29, 1998, now Pat. No. 6,156,745.

(60) Provisional application No. 60/070,240, filed on Dec. 29, 1997.

(51) **Int. Cl.⁷** **C07D 499/04; C07D 499/87**

(52) **U.S. Cl.** **540/310**

(58) **Field of Search** 540/310

(56) **References Cited**

U.S. PATENT DOCUMENTS

4,053,468 A	10/1977	Holden	544/30
4,356,174 A	10/1982	Barth	424/114
4,512,999 A	4/1985	Adam-Molina et al.	514/192
4,559,157 A	12/1985	Smith et al.	252/90
4,608,392 A	8/1986	Jacquet et al.	514/844
4,820,508 A	4/1989	Wortzman	424/59
4,826,833 A	5/1989	Chen	514/192
4,861,768 A	8/1989	Torii et al.	514/195
4,912,213 A	3/1990	Taniguchi et al.	540/310
4,938,949 A	7/1990	Borch et al.	424/10
4,992,478 A	2/1991	Geria	514/782
5,597,817 A	1/1997	Buynak et al.	514/200
5,629,306 A	5/1997	Buynak et al.	514/206
5,637,579 A	6/1997	Hubschwerlen et al.	514/192
5,681,563 A	10/1997	Buynak et al.	424/114
5,760,027 A	6/1998	Buynak et al.	514/200
6,156,745 A	12/2000	Buynak et al.	514/192
6,391,855 B1	5/2002	Blaschuk et al.	514/17

FOREIGN PATENT DOCUMENTS

DE	2708219	9/1977	C07D/501/04
EP	0041047	12/1981	C07D/499/00
EP	0050805	5/1982	C07D/499/00
EP	0150984	8/1985	C07D/449/00
EP	0170192	2/1986	A61K/31/43
EP	0367606	5/1990	C07D/499/86
EP	0043546	1/1992	C07D/501/00
GB	2043639	10/1980	C07D/499/00
JP	55-136288	10/1980	C07D/501/00

JP	57-99590	6/1982	C07D/499/00
JP	58-59990	4/1983	C07D/499/00
JP	61-109791	5/1986	C07D/499/00
JP	62-198687	9/1987	C07D/499/00
JP	64-66189	3/1989	C07D/499/00
JP	7-82273	3/1995	C07D/499/86
WO	WO-96/17849	6/1996	C07D/501/20
WO	WO-98/24793	6/1998	C07D/501/00
WO	WO-00/63213	10/2000	C07D/501/00
WO	WO-03/020732	3/2003	C07D/501/00

OTHER PUBLICATIONS

Abstract of Buynak JD, et al. Bioorg Med Chem Lett Jul. 9, 1999:1997-2002.*

Abd El-Nabi, H.A. ,“Novel Heterocycles: A convenient Synthesis of Pyrrolo [2,3-d]pyrazole; Cycloaddition reaction of N-aryl(methyl)pyrrol-2,3-Diones to diazomethane and olefins”, *Tetrahedron*, 53(5), (Feb. 1997), 1813-1822.

Arisawa, M.,et al. ,“6-Acetylmethylenepenicillanic Acid (Ro 15-1903), A Potent B-Lactamase Inhibitor. I. Inhibition of Chromosomally and R-Factor-Mediated B-Lactamases”, *The Journal of Antibiotics*, 35(11), (Nov. 1982), 1578-1583.

Bennett, I.S. ,et al. ,“6-(Substituted Methylene)Penems, Potent Broad Spectrum Inhibitors of Bacterial B-Lactamase. V. Chiral 1,2,3-Trizolyl Derivatives”, *The Journal of Antibiotics*, 44(9), (Sep. 1991),969-978.

Brenner, D.G. ,et al. ,“6-(Methoxymethylene)penicillanic Acid: Inactivator of RTEM B-Lactamase from *Escherichia coli*”, *Biochemistry*, 23(24), (Nov. 20, 1984),5839-5846.

Buynak, John.D. ,et al. ,“Synthesis and biological activity of 7-alkylidenecephems”, *J. Med. Chem.*, 38, (1995),1022-1034.

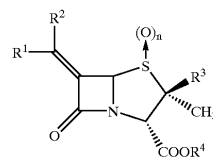
(List continued on next page.)

Primary Examiner—Mark L. Berch

(74) *Attorney, Agent, or Firm*—Schwegman, Lundberg, Woessner & Kluth, P.A.

(57) **ABSTRACT**

Compound of formula I:



wherein R¹, R², R³, R⁴ and n have any of the values defined in the specification, and their pharmaceutically acceptable salts, are useful for inhibiting β-lactamase enzymes, for enhancing the activity of β-lactam antibiotics, and for treating β-lactam resistant bacterial infections in a mammal. The invention also provides pharmaceutical compositions, processes for preparing compounds of formula I, and novel intermediates useful for the synthesis of compounds of formula I.

14 Claims, 8 Drawing Sheets

OTHER PUBLICATIONS

- Buynak, John D., et al., "Synthesis and mechanistic evaluation of 7-vinylidenecephem sulfones as B-lactamase inhibitors", *J. of Am. Chem. Soc.*, 116, (1994), 10955-10965.
- Buynak, J. D., et al., "Synthesis of 6-vinylidenecephems", *The Journal of Organic Chemistry*, 58(6), (Mar. 12, 1993), 1325-1335.
- Buynak, J. D., et al., "The Synthesis and Lactamase Inhibitory Activity of 6-(Carboxymethylene) Penicillins and 7-(Carboxymethylene) Cephalosporins", *Bioorganic & Medicinal Chemistry Letters*, 5(14), (1995), 1513-1518.
- Chen, Y. L., et al., "Synthesis of a Potent B-Lactamase Inhibitor-1,1-Dioxo-6-(2-Pyridyl)methylenepenicillanic Acid and its Reaction with Sodium methoxide", *Tetrahedron Letters*, 27 (30), (1986), 3349-3452.
- Gutsche, C. D., "The Chemistry of Carbonyl Compounds", *Prentice-Hall, Englewood Cliffs, NY*, 46-47.
- Hagiwara, D., et al., "An Efficient Synthesis of 6-Oxopenicillanic and 7-Oxocephalosporanic Acid Derivatives", *Journal of the Chemical Society Chemical-Communications*, 11, (Jun. 1, 1982), 578-579.
- Kant, J., et al., "Diastereoselective Addition of Grignard Reagents to Azetidine-2,3-dione: Synthesis of Novel Taxol Analogues", *Tetrahedron Letters*, 37 (36), (Sep. 2, 1996), 6495-6498.
- Kollenz, G., et al., "Reactions of Cyclic Oxalyl Compounds-38. New Isoindigoide Dyes for Heterocyclic 2,3-Diones-Synthesis and Thermal Rearrangement", *Tetrahedron*, 52(15), (Apr. 1996), 5427-5440.
- Martin, Michael G., et al., "Epoxides as Alkene Protecting Groups. A Mild and Efficient Deoxygenation", *Tetrahedron Letters*, 25 (3), (1984), pp. 251-254.
- Palomo, C., et al., "New Synthesis of α -Amino Acid N-Carboxy Anhydrides through Baeyer-Villiger Oxidation of α -keto B-Lactams", *The Journal of Organic Chemistry*, 59 (II), (Jun. 3, 1994), 3123-3130.
- Roberts, John D., et al., "Basic Principles of Organic Chemistry", *Benjamin, NY*, (1964), 405, 537.
- Van Der Veen, J. M., et al., "Synthesis of Azetidine-2,3-diones (α -Keto B-Lactams) via 3-(Phenylthio)-2-azetidinones", *The Journal of Organic Chemistry*, 54 (24), (Nov. 24, 1989), 5758-5762.
- Buynak, John D., et al., "7-Alkylidenecephalosporin Esters as Inhibitors of Human Leukocyte Elastase", *J. Med. Chem.*, 40, (1997), 3423-3433.
- Buynak, J. D., "Cephalosporin-Derived Inhibitors of beta-Lactamase. Part 4: The C3 Substituent", *Bioorganic & Medicinal Chemistry Letters*, 12, Online 24 Apr., 2002, (2002), 1663-1666.
- Buynak, J. D., "Coupling Reactions of Cephalosporin Sulfones: A Stable 3-Stannylated Cephem", *Org. Lett.* 2001, 3(19), (Aug. 30, 2001), 2953-2956.
- Buynak, J. D., "The Synthesis and Evaluation of 2-Substituted-7-(alkylidene)cephalosporin Sulfones as beta-Lactamase Inhibitors", *Bioorganic & Medicinal Chemistry Letters*, 10, (2000), 847-851.
- Buynak, J. D., "The Synthesis and Evaluation of 3-Substituted-7-(alkylidene)cephalosporin Sulfones as beta-Lactamase Inhibitors", *Bioorganic & Medicinal Chemistry Letters*, 10, (2000), 853-857.
- Crichlow, G. V., "Inhibition of Class C beta-Lactamases: Structure of a Reaction Intermediate with a Cephem Sulfone", *Biochemistry*, 40, (2001), 6233-6239.
- Adam, Solange, "Synthesis of Methylene (R)-6-acetylidene-3-methyl-7-oxo-4-thia-1-azabicyclo [3.2.0] hept-2-ene-carboxylate pivalate", *Heterocycles*, 22(7), Columbus, Ohio, U.S., (1984), 1509-1512.
- Beharry, Zanna, et al., "Penicillin-Derived Inhibitors of the Class A B-Lactamase from Bacillus Anthracis", *ICAAC Poster™ C1-679, Chicago, IL*, (2003), 6 pgs.
- Billups, W. E., et al., "Generation of Simple Methylenecyclopropanes as Reactive Intermediates", *Tetrahedron*, 37, (1981), 3215-3220.
- Bitha, P., et al., "6-(1-Hydroxyalkyl)Penam Sulfone Derivatives as Inhibitors of Class A and Class C beta-Lactamases I", *Bioorganic & Medicinal Letters*, 9(7), (1999), 991-996.
- Bitha, P., et al., "6-(1-Hydroxyalkyl)Penam Sulfone Derivatives as Inhibitors of Class A and Class C beta-Lactamases II", *Bioorganic & Medicinal Chemistry Letters*, 9(7), (1999), 997-1002.
- Black, Jennifer, et al., "Detection of Plasmid-Mediated AmpC B-Lactamases (pAmpCs) in Disk Tests Based on B-Lactamase Inhibitors (BLIs) Ro 48-1220 (RO) and LN-2-128 (LN)", *43rd ICAAC Poster #D-258*, (2003), 6 pgs.
- Blacklock, Thomas J., et al., "A Versatile Synthesis of 1,1-Dioxo 7-Substituted Cepheps: Preparation of the Human Leukocyte Elastase (HLE) Inhibitor 1,1-Dioxo-trans-7-methoxycephalosporanic Acid tert-Butyl Ester", *J. Org. Chem.*, 54, (1989), 3907-3913.
- Buynak, John D., et al., "A Convenient Method for the Production of 6-Oxopenicillinates and 7-Oxocephalosporinates", *Tetrahedron Letters*, 39, (1998), 4945-4946.
- Buynak, John D., et al., "A-Alkylidene B-Lactams. 2. A Formal Synthesis of (+)-Carpetimycin A", *J. Org. Chem.*, 51, (1986), 1571-1574.
- Buynak, John D., et al., "Catalytic Approaches to the Synthesis of B-Lactamase Inhibitors", *Tetrahedron*, 56, (2000), 5709-5718.
- Buynak, John D., et al., "Penicillin-Derived Inhibitors that Simultaneously Target Both Metallo- and Serine-B-Lactamases", *Bioorganic and Medicinal Chemistry Letters*, (Article in Press, available online), (Jan. 22, 2004), 6 pgs.
- Buynak, John D., et al., "Reactions of (Silylamino)phosphines with Epoxides and Episulfides", *J. Org. Chem.*, 49, (1984), 1828-1830.
- Buynak, John D., et al., "Stille Coupling Approaches to the Stereospecific Synthesis of 7-[(E)-Alkylidene]cephalosporins", *Tetrahedron Letters*, 40, (1999), 1281-1284.
- Buynak, John D., et al., "Synthesis and Reactivity of Sulfur and Silyl Substituted α -Alkylidene-B-Lactams", *Tetrahedron Letters*, 26, (1985), 5001-5004.
- Buynak, John D., et al., "Synthesis of the First 2', 6 Bridged Penams", *J. Am. Chem. Soc.*, 120, (1998), 6846-6847.
- Buynak, John D., et al., "The Addition of Chlorosulphonyl Isocyanate to an Allenyl Acetate. The Preparation of a Versatile Intermediate for Antibiotic Synthesis", *J. Chem. Soc., Chem. Commun.*, (1984), 948-949.
- Buynak, John D., et al., "The Preparation and Use of Metallo-6-vinylidene Penams", *J. Chem. Soc., Chem. Commun.*, (1990), 294-296.
- Buynak, John D., et al., "The Preparation of the First α -Vinylidene-B-lactams", *J. Chem. Soc., Chem. Commun.*, (1987), 735-737.

- Buynak, John D., "The Preparation of the First α -Vinylidene penams", *Tetrahedron Letters*, 29, (1988),5053-5056.
- De Meester, Patrice, et al., "3-[(Z)-p-Clorophenylthio-(E)-trimethylsilylmethylidene]-1,4-dimethyl-4-trimethylsilylazetidino-2-one: an α -Alkylidene-B-lactam", *Acta Cryst.*, C42, (1986),1260-1262.
- Dininno, Frank, et al., "Aldol Condensations of Regiospecific Penicillanate and Cephalosporanate Enolates. Hydroxyethylation at C-6 and C-7", *J. Org. Chem.*, 42, (1977),2960-2965.
- Haebich, D., et al., "Inhibitors of β -lactamases. 2. Synthesis of 6-sulfonylmethylene-, 6-sulfonylmethylene- and spiro-pyrazoline- penicillanic acids", *Chemical Abstracts Service*, 24(2), Columbus, Ohio, U.S.,(1986), 289-296.
- Farina, Vittorio, et al., "A General Route to 3-Functionalized 3-Norcephalosporins", *J. Org. Chem.*, 54, (1989), 4962-4966.
- Mak, Ching-Pong, et al., "Chemical Studies on the Transformation of Penicillins I. Synthesis of Cyclic Disulfides and Thiosulfonates Related to Asparagusic Acid", *Heterocycles*, 27(2), Columbus, Ohio, U.S.,(1988),331-337.
- Miyashita, Kazuyuki, et al., "Design, Synthesis, and Evaluation of a Potent Mechanism-Based Inhibitor for the TEM B-Lactamase with Implications for the Enzyme Mechanism", *J. Am. Chem. Soc.*, 117, (1995),11055-11059.
- Murata, Y., et al., "Acute, Subacute, and Chronic Parenteral Toxicities of disodium.alpha.-sulfobenzylpenicillin (Sulfo-cillin) in Mice, Dogs, and Rats", *Chemical Abstracts Service*. 30(2), Columbus, Ohio, U.S.,(1971),262-283.
- Siriwardane, Upali, et al., "1,1,3'-Trimethyl-3'-(trimethylsilyl)perhydroazetidino[1,2-c][1,3]oxazine-5-spiro-2'-oxiran-6-one, a Novel B-Lactam", *Acta Cryst.*, C45, (1989),531-533.
- Siriwardane, Upali, et al., "4-Benzyl-3-(ethenylidene)azetidino-2-one: the First α -Vinylidene-B-lactam", *Acta Cryst.*, C43, (1987),2242-2243.
- Siriwardane, Upali, et al., "4-Methyl-3-[(Z)-methyl[(E)-dimethyl(phenyl)silyl]methylidene]azetidino-2-one: an α -Alkylidene-B-lactam", *Acta Cryst.*, C44, (1988),391-393.
- Volkman, R. A., et al., "Efficient Preparation of 6,6-Dihalopenicillanic Acids. Synthesis of Penicillanic Acid S,S-Dioxide (Sulbactam)", *J. Org. Chem.*, 47, (1982),3344-3345.

* cited by examiner

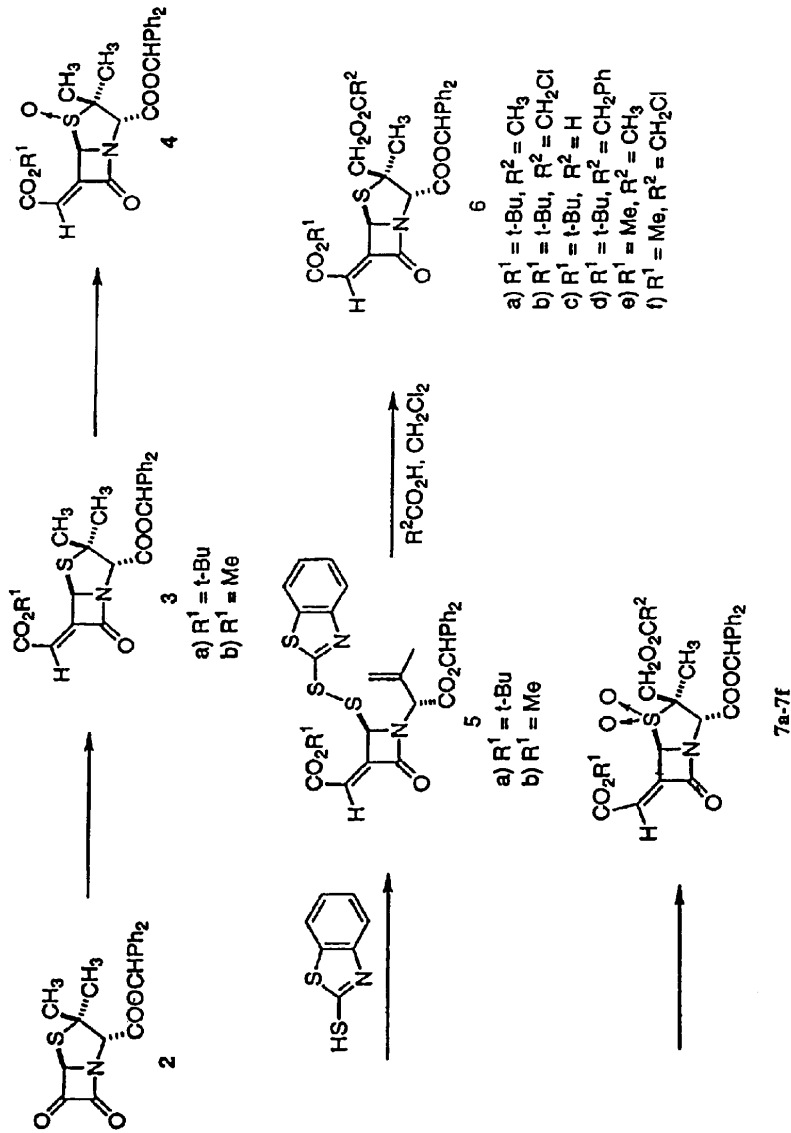


FIG. 1

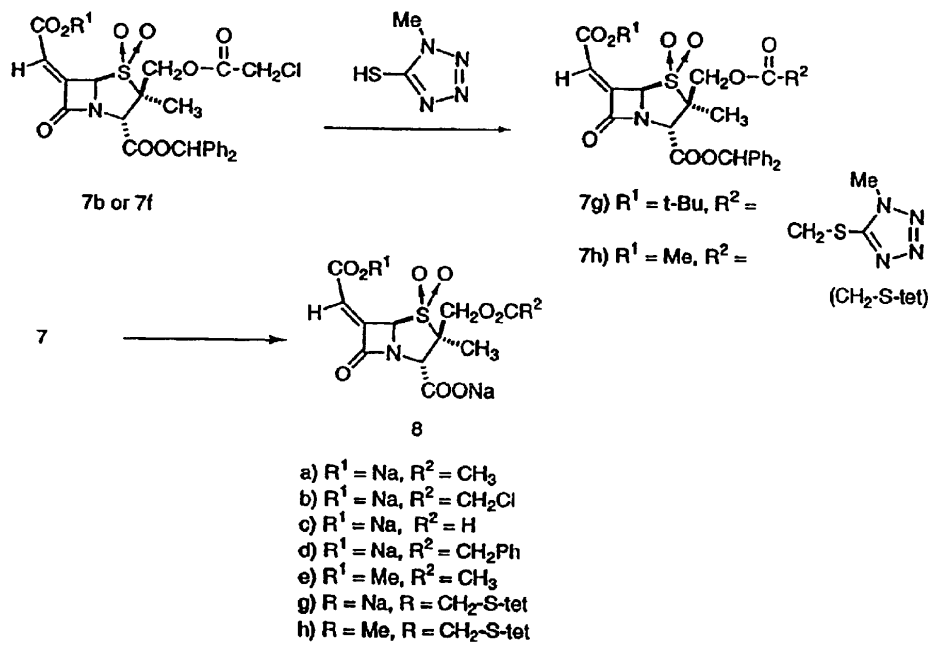


FIG. 2

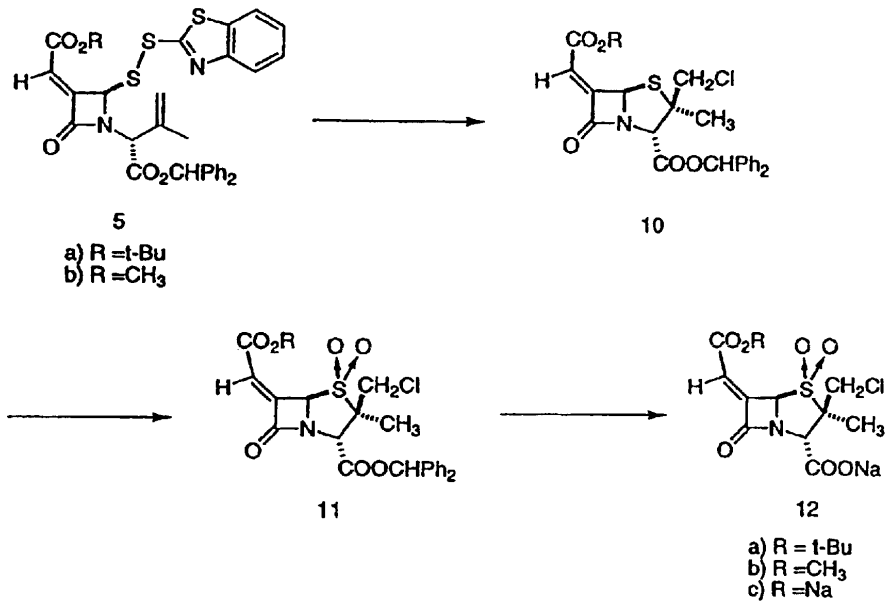


FIG. 3

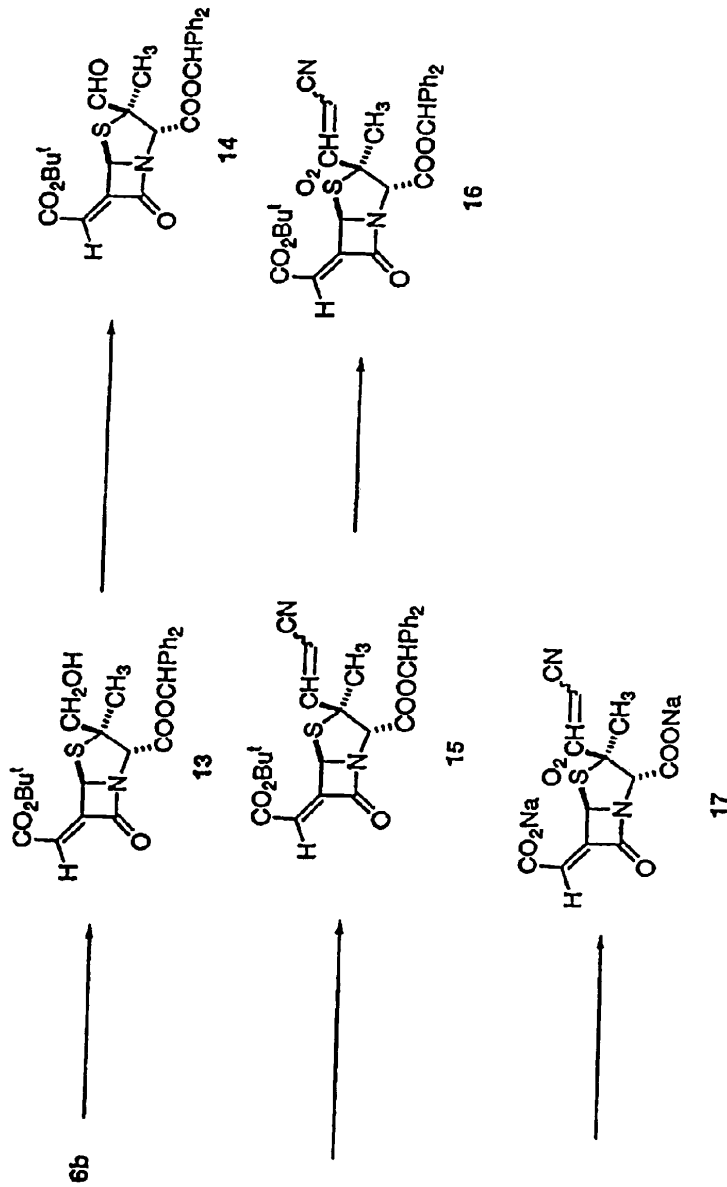


FIG. 4

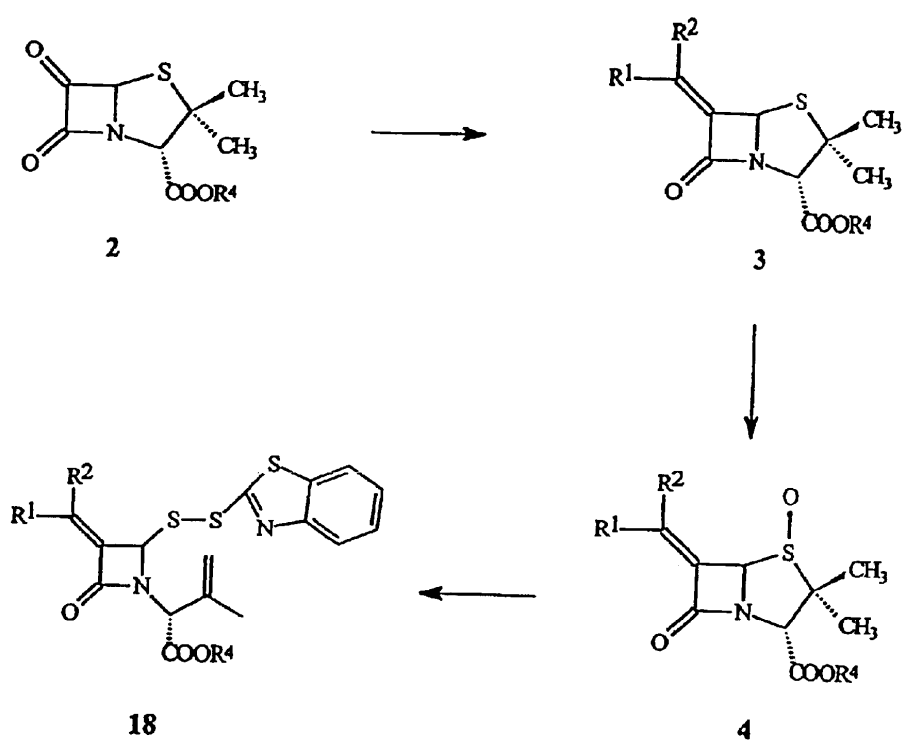
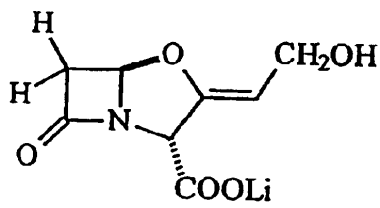
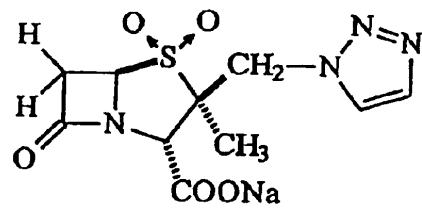


FIG. 5



Clavulanic Acid



Tazobactam

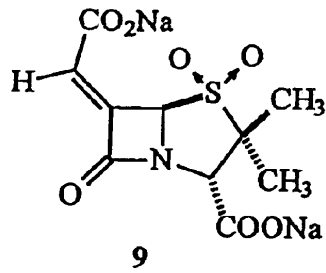


FIG. 6

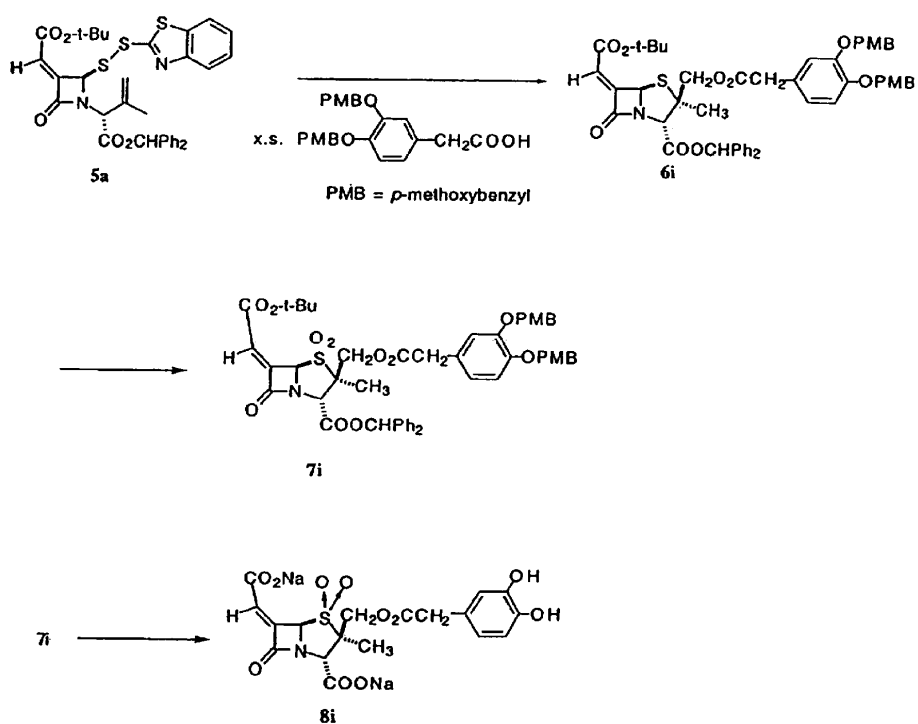


FIG. 7

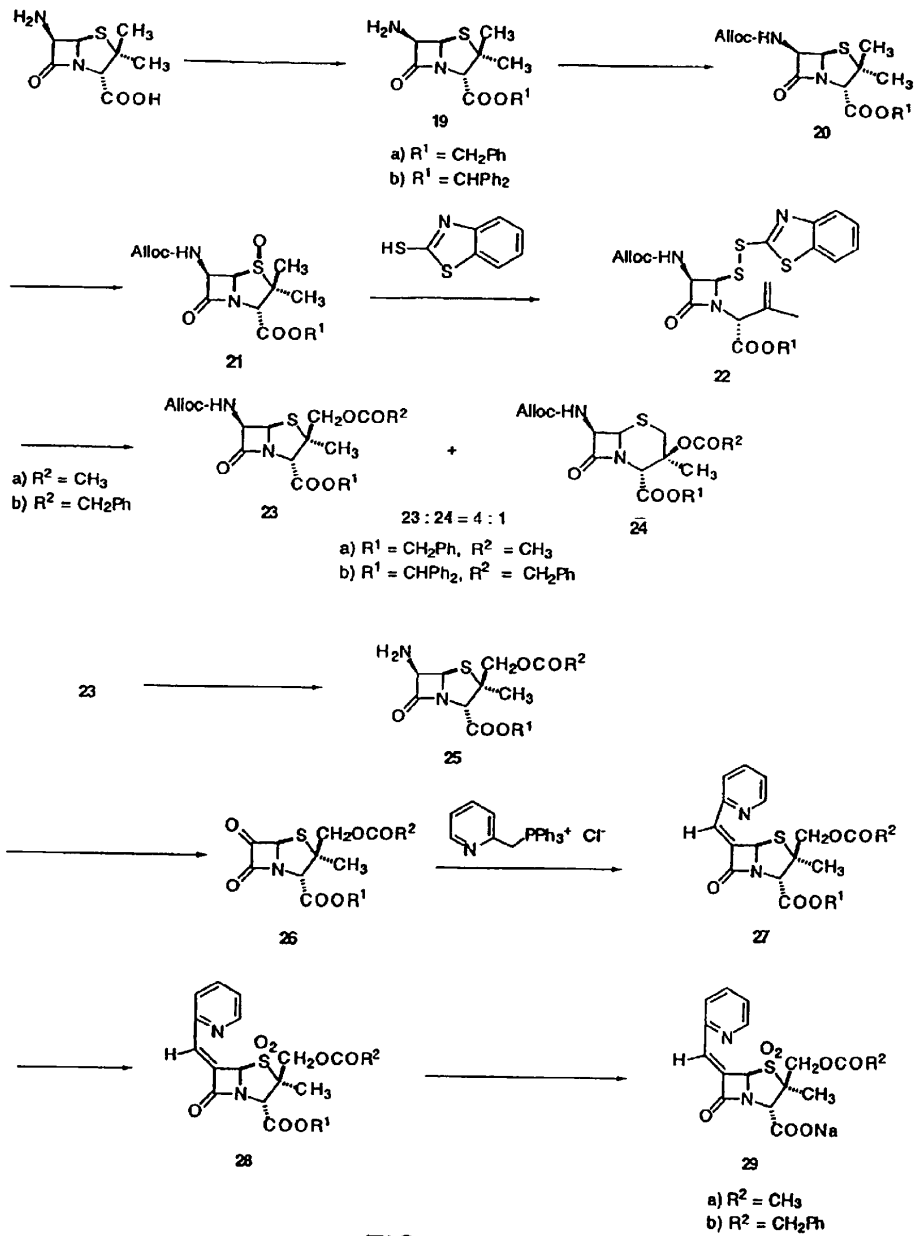


FIG. 8

US 6,770,759 B2

1

**PENICILLANIC ACID DERIVATIVE
COMPOUNDS AND METHODS OF MAKING**

RELATED APPLICATIONS

This application is a continuation of U.S. Ser. No. 09/725,611 filed Nov. 29, 2000 (issued as U.S. Pat. No. 6,436,398 on Aug. 20, 2002), which is a divisional of U.S. Ser. No. 09/223,077 filed Dec. 29, 1998 (issued as U.S. Pat. No. 6,156,745 on Dec. 5, 2000), which claims priority under 35 U.S.C. 119(e) from U.S. Provisional Application Serial No. 60/070,240 filed Dec. 29, 1997, which applications are incorporated herein by reference.

BACKGROUND OF THE INVENTION

The most important mechanism of microbial resistance to β -lactam antibiotics is the bacterial production of β -lactamases, enzymes which hydrolytically destroy β -lactam antibiotics, such as penicillins and cephalosporins. This type of resistance can be transferred horizontally by plasmids that are capable of rapidly spreading the resistance, not only to other members of the same strain, but even to other species. Due to such rapid gene transfer, a patient can become infected with different organisms, each possessing the same β -lactamase.

β -lactamase enzymes have been organized into four molecular classes: A, B, C and D based on amino acid sequence. Class A, includes RTEM and the β -lactamase of *Staphylococcus aureus*, class C, includes the lactamase derived from P99 *Enterobacter cloacae*, and class D are serine hydrolases. Class A enzymes have a molecular weight of about 29 kDa and preferentially hydrolyze penicillins. The class B lactamases are metalloenzymes and have a broader substrate profile than the proteins in the other classes. Class C enzymes include the chromosomal cephalosporinases of gram-negative bacteria and have molecular weights of approximately 39 kDa. The recently recognized class D enzymes exhibit a unique substrate profile that differs significantly from the profile of both class A and class C enzymes.

The class C cephalosporinases, in particular, are responsible for the resistance of gram-negative bacteria to a variety of both traditional and newly designed antibiotics. The *Enterobacter* species, which possesses a class C enzyme, is now the third greatest cause of nosocomial infections in the United States. This class of enzymes often has poor affinities for inhibitors of the class A enzymes, such as clavulanic acid, a commonly prescribed inhibitor, and to common *in vitro* inactivators, such as 6- β -iodopenicillanate.

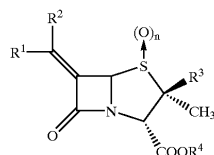
One strategy for overcoming this rapidly evolving bacterial resistance is the synthesis and administration of β -lactamase inhibitors. Frequently, β -lactamase inhibitors do not possess antibiotic activity themselves and are thus administered together with an antibiotic. One example of such a synergistic mixture is "AUGMENTIN" (a registered trademark of Smithkline Beecham Inc), which contains the antibiotic amoxicillin and the β -lactamase inhibitor, clavulanic acid.

Thus, there is a continuing need for novel β -lactamase inhibitors.

SUMMARY OF THE INVENTION

The present invention provides novel penicillin derivatives that are potent inhibitors of β -lactamase enzymes. Accordingly, the invention provides a compound of formula (I):

2



(I)

wherein

R^1 and R^2 are each independently hydrogen, (C_1-C_{10}) alkyl, (C_3-C_8) cycloalkyl, (C_2-C_{10}) alkenyl, (C_2-C_{10}) alkynyl, $-COOR_a$, $-CONR_bR_c$, cyano, $-C(=O)R_d$, $-OR_e$, aryl, heteroaryl, oxazolidinyl, isoxazolidinyl, morpholinyl, $-S(O)_mR_f$, $-NR_gR_h$, azido, or halo;

R^3 is (C_3-C_{10}) alkyl, (C_2-C_{10}) alkenyl, (C_2-C_{10}) alkynyl, (C_1-C_{10}) alkanoyl, (C_3-C_8) cycloalkyl, aryl, heteroaryl, aryl (C_1-C_{10}) alkyl, heteroaryl (C_1-C_{10}) alkyl, or $-CH_2R_i$, wherein R_i is halo, cyano, cyanato, $-OR_j$, $-NR_kR_l$, azido, $-SR_m$, or (C_3-C_8) cycloalkyl;

R^4 is hydrogen, (C_1-C_{10}) alkyl, (C_3-C_8) cycloalkyl, (C_2-C_{10}) alkenyl, (C_2-C_{10}) alkynyl, aryl, or heteroaryl;

m and n are each independently 0, 1, or 2;

each R_a-R_f is independently hydrogen, (C_1-C_{10}) alkyl, (C_3-C_8) cycloalkyl, (C_2-C_{10}) alkenyl, (C_2-C_{10}) alkynyl, aryl, heteroaryl, oxazolidinyl, isoxazolidinyl, or morpholinyl;

each R_g or R_h is independently hydrogen, (C_1-C_{10}) alkyl, (C_3-C_8) cycloalkyl, (C_2-C_{10}) alkenyl, (C_2-C_{10}) alkynyl, (C_1-C_{10}) alkanoyl, aryl, benzyl, phenethyl, heteroaryl oxazolidinyl, isoxazolidinyl, or morpholinyl; or R_g and R_h together with the nitrogen to which they are attached are triazolyl, imidazolyl, oxazolidinyl, isoxazolidinyl, pyrrolyl, morpholino, piperidino, pyrrolidino, pyrazolyl, indolyl, or tetrazolyl;

R_j is hydrogen, (C_1-C_{10}) alkyl, (C_3-C_8) cycloalkyl, (C_2-C_{10}) alkenyl, (C_2-C_{10}) alkynyl, $-C(=O)N(R_p)_2$, aryl, heteroaryl, arylcarbonyl, heteroarylcarbonyl, or (C_1-C_{10}) alkanoyl, wherein each R_p is independently hydrogen, (C_1-C_{10}) alkyl, aryl, benzyl, phenethyl, or heteroaryl;

each R_k or R_l is independently hydrogen, (C_1-C_{10}) alkyl, (C_3-C_8) cycloalkyl, (C_2-C_{10}) alkenyl, (C_2-C_{10}) alkynyl, (C_1-C_{10}) alkanoyl, $-C(=O)N(R_q)_2$, aryl, benzyl, phenethyl, heteroaryl oxazolidinyl, isoxazolidinyl, or morpholinyl, wherein each R_q is independently hydrogen, (C_1-C_{10}) alkyl, aryl, benzyl, phenethyl, or heteroaryl; or R_k and R_l together with the nitrogen to which they are attached are triazolyl, imidazolyl, oxazolidinyl, isoxazolidinyl, pyrrolyl, morpholino, piperidino, pyrrolidino, pyrazolyl, indolyl, or tetrazolyl; and

R_m is hydrogen, (C_1-C_{10}) alkyl, (C_3-C_8) cycloalkyl, (C_2-C_{10}) alkenyl, (C_2-C_{10}) alkynyl, cyano, aryl, benzyl, phenethyl, heteroaryl, oxazolidinyl, isoxazolidinyl, or morpholinyl;

wherein any (C_1-C_{10}) alkyl, (C_3-C_8) cycloalkyl, (C_2-C_{10}) alkenyl, (C_2-C_{10}) alkynyl, (C_1-C_{10}) alkanoyl, aryl, benzyl, phenethyl, heteroaryl, arylcarbonyl, heteroarylcarbonyl, oxazolidinyl, isoxazolidinyl, or morpholinyl of R^1-R^4 , R_a-R_m , or R_p-R_q may optionally be substituted with 1, 2, or 3 Z; and each Z is independently halo, nitro, cyano, hydroxy, (C_1-C_{10}) alkyl, (C_3-C_8) cycloalkyl, (C_1-C_{10}) alkoxy, (C_1-C_{10}) alkanoyl, (C_2-C_{10}) alkanoyloxy, trifluoromethyl, aryl, aryloxy, heteroaryl, or $-SR_n$, wherein R_n is hydrogen, (C_1-C_{10}) alkyl, (C_3-C_8) cycloalkyl, aryl, benzyl, phenethyl, or heteroaryl;

and further wherein any aryl, aryloxy, heteroaryl, benzyl, or phenethyl of Z may optionally be substituted with 1, 2, or

3

3 substituents selected from the group consisting of halo, nitro, cyano, hydroxy, (C₁-C₁₀)alkyl, (C₃-C₈)cycloalkyl, (C₁-C₁₀)alkoxy, (C₁-C₁₀)alkanoyl, (C₂-C₁₀)alkanoyloxy, benzyloxy, 4-methoxybenzyloxy, and trifluoromethyl; or a pharmaceutically acceptable salt thereof.

BRIEF DESCRIPTION OF THE FIGURES

FIG. 1 illustrates the preparation of compounds of the invention.

FIG. 2 illustrates the preparation of compounds of the invention.

FIG. 3 illustrates the preparation of compounds of the invention.

FIG. 4 illustrates the preparation of compounds of the invention.

FIG. 5 illustrates the synthesis of an intermediate of formula (18) that is useful for preparing compounds of the invention.

FIG. 6 shows the structure of the β -lactamase inhibitors clavulanic acid, tazobactam and the compound of formula 9.

FIG. 7 illustrates the preparation of compounds of the invention (6i, 7i, and 8i).

FIG. 8 illustrates the preparation of compounds of the invention (29a and 29b).

DETAILED DESCRIPTION OF THE INVENTION

The following definitions are used, unless otherwise described: halo is fluoro, chloro, bromo, or iodo. Alkyl, alkoxy, alkenyl, alkynyl, etc. denote both straight and branched groups; but reference to an individual radical such as "propyl" embraces only the straight chain radical, a branched chain isomer such as "isopropyl" being specifically referred to. Aryl denotes a phenyl radical or an ortho-fused bicyclic carbocyclic radical having about nine to ten ring atoms in which at least one ring is aromatic. Heteroaryl encompasses a radical attached via a ring carbon of a monocyclic aromatic ring containing five or six ring atoms consisting of carbon and one to four heteroatoms each selected from the group consisting of non-peroxide oxygen, sulfur, and N(X) wherein each X is absent or is H, O, (C₁-C₄)alkyl, phenyl or benzyl, as well as a radical of an ortho-fused bicyclic heterocycle of about eight to ten ring atoms derived therefrom, particularly a benz-derivative or one derived by fusing a propylene, trimethylene, or tetramethylene diradical thereto.

It will be appreciated by those skilled in the art that compounds of the invention having one or more chiral centers may exist and be isolated as optically active and racemic forms. Some compounds may exhibit polymorphism. It is to be understood that the present invention encompasses any racemic, optically-active, polymorphic, or stereoisomeric form, or mixtures thereof, of a compound of the invention, that possesses the useful properties described herein, it being well known in the art how to prepare optically active forms (for example, by resolution of the racemic form by recrystallization techniques, by synthesis, from optically-active starting materials, by chiral synthesis, or by chromatographic separation using a chiral stationary phase) and how to determine β -lactamase inhibitory activity using the tests described herein, or using other tests which are well known in the art. Preferably, the absolute stereochemistry of compounds of the invention is that shown in formula I.

Specific and preferred values listed below for radicals, substituents, and ranges, are for illustration only and they do

4

not exclude other defined values or other values within defined ranges for the radicals and substituents.

Specifically, (C₁-C₁₀)alkyl can be methyl, ethyl, propyl, isopropyl, butyl, iso-butyl, sec-butyl, pentyl, 3-pentyl, hexyl, heptyl, octyl, nonyl or decyl; (C₃-C₈)cycloalkyl can be cyclopropyl, cyclobutyl, cyclopentyl, cyclohexyl, cycloheptyl, or cyclooctyl; (C₁-C₁₀)alkoxy can be methoxy, ethoxy, propoxy, isopropoxy, butoxy, iso-butoxy, sec-butoxy, pentoxy, 3-pentoxy, hexyloxy, heptyloxy, octyloxy, nonyloxy, or decyloxy; (C₂-C₁₀)alkenyl can be vinyl, allyl, 1-propenyl, 2-propenyl, 1-butenyl, 2-butenyl, 3-butenyl, 1-pentenyl, 2-pentenyl, 3-pentenyl, 4-pentenyl, 1-hexenyl, 2-hexenyl, 3-hexenyl, 4-hexenyl, 5-hexenyl, 1-heptenyl, 2-heptenyl, 3-heptenyl, 4-heptenyl, 5-heptenyl, 6-heptenyl, 1-octenyl, 2-octenyl, 3-octenyl, 4-octenyl, 5-octenyl, 6-octenyl, 7-octenyl, 1-nonenyl, 2-nonenyl, 3-nonenyl, 4-nonenyl, 5-nonenyl, 6-nonenyl, 7-nonenyl, 8-nonenyl, 1-decenyl, 2-decenyl, 3-decenyl, 4-decenyl, 5-decenyl, 6-decenyl, 7-decenyl, 8-decenyl, or 9-decenyl; (C₂-C₁₀)alkynyl can be ethynyl, 1-propynyl, 2-propynyl, 1-butylnyl, 2-butylnyl, 3-butylnyl, 1-pentylnyl, 2-pentylnyl, 3-pentylnyl, 4-pentylnyl, 1-hexynyl, 2-hexynyl, 3-hexynyl, 4-hexynyl, 5-hexynyl, 1-heptynyl, 2-heptynyl, 3-heptynyl, 4-heptynyl, 5-heptynyl, 6-heptynyl, 1-octynyl, 2-octynyl, 3-octynyl, 4-octynyl, 5-octynyl, 6-octynyl, 7-octynyl, 1-nonylnyl, 2-nonylnyl, 3-nonylnyl, 4-nonylnyl, 5-nonylnyl, 6-nonylnyl, 7-nonylnyl, 8-nonylnyl, 1-decynyl, 2-decynyl, 3-decynyl, 4-decynyl, 5-decynyl, 6-decynyl, 7-decynyl, 8-decynyl, or 9-decynyl; (C₁-C₁₀)alkanoyl can be acetyl, propanoyl, butanoyl, isobutanoyl, pentanoyl, hexanoyl, heptanoyl, octanoyl, nonanoyl, or decanoyl; and (C₂-C₁₀)alkanoyloxy can be acetoxy, propanoyloxy, butanoyloxy, isobutanoyloxy, pentanoyloxy, hexanoyloxy, heptanoyloxy, octanoyloxy, nonanoyloxy, or decanoyloxy. Specifically "aryl" can be phenyl, indenyl, or naphthyl. Specifically, "heteroaryl" can be furyl, imidazolyl, triazolyl, triazinyl, oxazolyl, isoxazolyl, thiazolyl, isothiazolyl, pyrazolyl, pyrrolyl, pyrazinyl, tetrazolyl, pyridyl, (or its N-oxide), thienyl, pyrimidinyl (or its N-oxide), indolyl, isoquinolyl (or its N-oxide), thiadiazolyl, thiazotriazolyl, oxadiazolyl, or quinolyl (or its N-oxide). More specifically, "heteroaryl" can be furyl, imidazolyl, triazolyl, triazinyl, oxazolyl, isoxazolyl, thiazolyl, isothiazolyl, pyrazolyl, pyrrolyl, pyrazinyl, tetrazolyl, pyridyl, (or its N-oxide), thienyl, pyrimidinyl (or its N-oxide), indolyl, isoquinolyl (or its N-oxide) or quinolyl (or its N-oxide). More specifically, heteroaryl can be pyridyl.

Specifically, R_a is methyl, ethyl, propyl, isopropyl, butyl, tert-butyl, pentyl, cyclopropyl, cyclopentyl, cyclohexyl, phenyl, toluoyl, anisoyl, mesityl, xylyl, or pyridinyl; R³ is -CH₂R_b; R_b is halo, cyano, cyanato, -OR_c, -NR_dR_e, azido, or -SR_m; and Z is halo, nitro, cyano, hydroxy, (C₁-C₁₀)alkoxy, (C₁-C₁₀)alkanoyl, (C₂-C₁₀)alkanoyloxy, trifluoromethyl or -SR_n. More specifically, R³ is acetoxymethyl, phenylacetoxymethyl, phenoxyacetoxymethyl, chloroacetoxymethyl, pyridylacetoxymethyl, triazolylacetoxymethyl, imidazolylacetoxymethyl, tetrazolylthioacetoxymethyl, or tetrazolylthioacetoxymethyl optionally substituted on the tetrazol ring with (C₁-C₆)alkyl, or aryl.

Another specific value for R³ is acetoxymethyl, chloroacetoxymethyl, formyloxymethyl, phenylacetoxymethyl, (1-methyl-1H-tetrazol-5-ylthio)acetoxymethyl, (3,4-dihydroxyphenyl)acetoxymethyl, 3,4-di(4-methoxybenzyloxy)phenylacetoxymethyl, chloromethyl, formyl, or 2-cyanovinyl.

A preferred value for R¹ is hydrogen; for R² is carboxy, tert-butoxycarbonyl, or methoxycarbonyl; for R³ is

US 6,770,759 B2

5

acetoxymethyl, chloroacetoxymethyl, formyloxymethyl, phenylacetoxymethyl, (1-methyl-1H-tetrazol-5-ylthio) acetoxymethyl, (3,4-dihydroxyphenyl)acetoxymethyl, chloromethyl, formyl, or 2-cyanovinyl; for R⁴ is hydrogen or diphenylmethyl; and for n is 2. A more preferred value for R³ is acetoxymethyl, chloroacetoxymethyl, phenylacetoxymethyl, (3,4-dihydroxyphenyl)acetoxymethyl, or (1-methyl-1H-tetrazol-5-ylthio)acetoxymethyl.

Another preferred value for R² is pyridyl (e.g. 2-pyridyl). A preferred group of compounds are compounds of formula I wherein R³ is —CH₂OR_j; or a pharmaceutically acceptable salt thereof.

Another preferred group of compounds are compounds of formula I wherein R³ is —CH₂OR_j; and R_j is C₂-alkanoyl, optionally substituted with halo, nitro, cyano, hydroxy, (C₃-C₈)cycloalkyl, (C₁-C₁₀)alkoxy, (C₁-C₁₀)alkanoyl, (C₂-C₁₀)alkanoyloxy, trifluoromethyl, aryl, aryloxy, heteroaryl, or —SR_m; wherein R_n is hydrogen, (C₁-C₁₀)alkyl, (C₃-C₈)cycloalkyl, aryl, benzyl, phenethyl, or heteroaryl; and further wherein any aryl, aryloxy, heteroaryl, benzyl, or phenethyl may optionally be substituted with 1, 2, or 3 substituents selected from the group consisting of halo, nitro, cyano, hydroxy, (C₁-C₁₀)alkyl, (C₃-C₈)cycloalkyl, (C₁-C₁₀)alkoxy, (C₁-C₁₀)alkanoyl, (C₂-C₁₀)alkanoyloxy, and trifluoromethyl; or a pharmaceutically acceptable salt thereof.

A preferred compound is a compound of formula I wherein: R¹ and R² are each independently hydrogen, (C₁-C₁₀)alkyl, (C₃-C₈)cycloalkyl, (C₂-C₁₀)alkenyl, (C₂-C₁₀)alkynyl, —COOR_g, —CONR_gR_h, cyano, —C(=O)OR_g, —OR_g, aryl, heteroaryl, oxazolidinyl, isoxazolidinyl, morpholinyl, —S(O)_mR_p, —NR_gR_h, azido, or halo; R³ is (C₃-C₁₀)alkyl, (C₂-C₁₀)alkenyl, (C₂-C₁₀)alkynyl, (C₁-C₁₀)alkanoyl, (C₃-C₈)cycloalkyl, aryl, heteroaryl, aryl(C₁-C₁₀)alkyl, heteroaryl(C₁-C₁₀)alkyl, or —CH₂R_i, wherein R_i is halo, cyano, cyanato, —OR_g, —NR_gR_h, azido, —SR_m, or (C₃-C₈)cycloalkyl; R⁴ is hydrogen, (C₁-C₁₀)alkyl, (C₃-C₈)cycloalkyl, (C₂-C₁₀)alkenyl, (C₂-C₁₀)alkynyl, aryl, or heteroaryl; m and n are each independently 0, 1, or 2; each R_g-R_f is independently hydrogen, (C₁-C₁₀)alkyl, (C₃-C₈)cycloalkyl, (C₂-C₁₀)alkenyl, (C₂-C₁₀)alkynyl, aryl, heteroaryl, oxazolidinyl, isoxazolidinyl, or morpholinyl; each R_g or R_h is independently hydrogen, (C₁-C₁₀)alkyl, (C₃-C₈)cycloalkyl, (C₂-C₁₀)alkenyl, (C₂-C₁₀)alkynyl, (C₁-C₁₀)alkanoyl, aryl, benzyl, phenethyl, heteroaryl oxazolidinyl, isoxazolidinyl, or morpholinyl; or R_g and R_h together with the nitrogen to which they are attached are triazolyl, imidazolyl, oxazolidinyl, isoxazolidinyl, pyrrolyl, morpholino, piperidino, pyrrolidino, pyrazolyl, indolyl, or tetrazolyl; R_i is hydrogen, (C₁-C₁₀)alkyl, (C₃-C₈)cycloalkyl, (C₂-C₁₀)alkenyl, (C₂-C₁₀)alkynyl, —C(=O)N(R_p)₂, aryl, heteroaryl, arylcarbonyl, heteroarylcarbonyl, or (C₁-C₁₀)alkanoyl, wherein each R_p is independently hydrogen, (C₁-C₁₀)alkyl, aryl, benzyl, phenethyl, or heteroaryl; each R_k or R_l is independently hydrogen, (C₁-C₁₀)alkyl, (C₃-C₈)cycloalkyl, (C₂-C₁₀)alkenyl, (C₂-C₁₀)alkynyl, (C₁-C₁₀)alkanoyl, —C(=O)N(R_q)₂, aryl, benzyl, phenethyl, heteroaryl oxazolidinyl, isoxazolidinyl, or morpholinyl, wherein each R_q is independently hydrogen, (C₁-C₁₀)alkyl, aryl, benzyl, phenethyl, or heteroaryl; or R_k and R_l together with the nitrogen to which they are attached are triazolyl, imidazolyl, oxazolidinyl, isoxazolidinyl, pyrrolyl, morpholino, piperidino, pyrrolidino, pyrazolyl, indolyl, or tetrazolyl; and R_m is hydrogen, (C₁-C₁₀)alkyl, (C₃-C₈)cycloalkyl, (C₂-C₁₀)alkenyl, (C₂-C₁₀)alkynyl, cyano, aryl,

6

benzyl, phenethyl, heteroaryl, oxazolidinyl, isoxazolidinyl, or morpholinyl; wherein any (C₁-C₁₀)alkyl, (C₃-C₈)cycloalkyl, (C₂-C₁₀)alkenyl, (C₂-C₁₀)alkynyl, (C₁-C₁₀)alkanoyl, aryl, benzyl, phenethyl, heteroaryl, arylcarbonyl, heteroarylcarbonyl, oxazolidinyl, isoxazolidinyl, or morpholinyl of R¹-R⁴, R_g-R_f, or R_p-R_q, may optionally be substituted with 1, 2, or 3 Z; and each Z is independently halo, nitro, cyano, hydroxy, (C₁-C₁₀)alkyl, (C₃-C₈)cycloalkyl, (C₁-C₁₀)alkoxy, (C₂-C₁₀)alkanoyl, (C₂-C₁₀)alkanoyloxy, trifluoromethyl, aryl, aryloxy, heteroaryl, or —SR_m, wherein R_n is hydrogen, (C₁-C₁₀)alkyl, (C₃-C₈)cycloalkyl, aryl, benzyl, phenethyl, or heteroaryl; and further wherein any aryl, aryloxy, heteroaryl, benzyl, or phenethyl of Z may optionally be substituted with 1, 2, or 3 substituents selected from the group consisting of halo, nitro, cyano, hydroxy, (C₁-C₁₀)alkyl, (C₃-C₈)cycloalkyl, (C₁-C₁₀)alkoxy, (C₁-C₁₀)alkanoyl, (C₂-C₁₀)alkanoyloxy, and trifluoromethyl; or a pharmaceutically acceptable salt thereof.

Another preferred compound is a compound of formula (I) wherein: R¹ is hydrogen; R² is (C₁-C₁₀)alkyl, —COOR_g, —CONR_gR_h, cyano, —C(=O)OR_g, —OR_g, aryl, heteroaryl, oxazolidinyl, isoxazolidinyl, morpholinyl, —S(O)_mR_p, —NR_gR_h, azido, or halo; R³ is (C₂-C₁₀)alkenyl, (C₂-C₁₀)alkynyl, (C₁-C₁₀)alkanoyl, or —CH₂R_i, wherein R_i is halo, cyano, cyanato, —OR_g, —NR_gR_h, azido, —SR_m, or (C₃-C₈)cycloalkyl; R⁴ is hydrogen, (C₁-C₁₀)alkyl, (C₃-C₈)cycloalkyl, (C₂-C₁₀)alkenyl, (C₂-C₁₀)alkynyl, aryl, or heteroaryl; m and n are each independently 0, 1, or 2; each R_g-R_f is independently hydrogen, (C₁-C₁₀)alkyl, (C₃-C₈)cycloalkyl, (C₂-C₁₀)alkenyl, (C₂-C₁₀)alkynyl, aryl, or heteroaryl; each R_g or R_h is independently hydrogen, (C₁-C₁₀)alkyl, (C₃-C₈)cycloalkyl, (C₂-C₁₀)alkenyl, (C₂-C₁₀)alkynyl, (C₁-C₁₀)alkanoyl, aryl, benzyl, phenethyl, or heteroaryl, and R_g together with the nitrogen to which they are attached are morpholino, piperidino, or pyrrolidino; R_i is hydrogen, (C₁-C₁₀)alkyl, (C₃-C₈)cycloalkyl, (C₂-C₁₀)alkenyl, (C₂-C₁₀)alkynyl, —C(=O)N(R_p)₂, aryl, heteroaryl, arylcarbonyl, heteroarylcarbonyl, or (C₁-C₁₀)alkanoyl, wherein each R_p is independently hydrogen, (C₁-C₁₀)alkyl, aryl, benzyl, phenethyl, or heteroaryl; each R_k or R_l is independently hydrogen, (C₁-C₁₀)alkyl, (C₃-C₈)cycloalkyl, (C₂-C₁₀)alkenyl, (C₂-C₁₀)alkynyl, —C(=O)N(R_q)₂, aryl, heteroaryl, arylcarbonyl, heteroarylcarbonyl, or (C₁-C₁₀)alkanoyl, wherein each R_q is independently hydrogen, (C₁-C₁₀)alkyl, aryl, benzyl, phenethyl, or heteroaryl; or R_k and R_l together with the nitrogen to which they are attached are morpholino, piperidino, or pyrrolidino; and R_m is hydrogen, (C₁-C₁₀)alkyl, (C₃-C₈)cycloalkyl, (C₂-C₁₀)alkenyl, (C₂-C₁₀)alkynyl; wherein any (C₁-C₁₀)alkyl, (C₁-C₁₀)alkanoyl, aryl, benzyl, phenethyl, heteroaryl, arylcarbonyl, or heteroarylcarbonyl of R¹-R⁴, R_g-R_m, or R_p, may optionally be substituted with 1, 2, or 3 Z; and each Z is independently halo, nitro, cyano, hydroxy, (C₁-C₁₀)alkyl, (C₁-C₁₀)alkoxy, (C₁-C₁₀)alkanoyl, (C₂-C₁₀)alkanoyloxy, trifluoromethyl, aryl, aryloxy, heteroaryl, or —SR_m, wherein R_n is hydrogen, (C₁-C₁₀)alkyl, (C₃-C₈)cycloalkyl, aryl, benzyl, phenethyl, or heteroaryl; and further wherein any aryl, aryloxy, heteroaryl, benzyl, or phenethyl of Z may optionally be substituted with 1, 2, or 3 substituents selected from the group consisting of halo, nitro, cyano, hydroxy, (C₁-C₁₀)alkyl, (C₁-C₁₀)alkoxy, (C₁-C₁₀)alkanoyl, (C₂-C₁₀)alkanoyloxy, and trifluoromethyl; or a pharmaceutically acceptable salt thereof.

Processes and novel intermediates useful for preparing compounds of formula I are provided as further embodiments of the invention and are illustrated by the following procedures in which the meanings of the generic radicals are as given above unless otherwise qualified. Certain compounds of formula (I) are also useful as intermediates for preparing other compounds of formula (I).

7

A compound of formula I (wherein R^1 is hydrogen, R^1 is diphenylmethyl and n is 0, formula 6) can be prepared by treatment of a corresponding compound of formula 5 with silver acetate and the requisite carboxylic acid in dichloromethane, as illustrated in FIG. 1. The reaction can conveniently be carried out as described in Examples 1–6. In general, a compound of formula (I) can be prepared from a corresponding compound of formula 18 by treatment with a requisite acid of formula R^2CO_2H in the presence of a suitable catalyst (e.g. silver acetate). The reaction can conveniently be carried out under conditions similar to those described in Examples 1–6 and 34 hereinbelow.

A compound of formula I wherein R^3 is hydroxymethyl may also be prepared from a corresponding compound of formula I wherein R^3 is chloroacetoxymethyl by treatment with thiourea in the presence of a suitable base, such as for example, pyridine (T. Greene, P. Wutz "Protective Groups in Organic Synthesis, Second Edition; John Wiley and Sons, Inc.; New York, 1991, p. 92). The reaction can conveniently be carried out in a suitable solvent, such as dimethylformamide, as illustrated in FIG. 4 for the conversion of compound 6b to compound 13.

A compound of formula I wherein R^3 is halomethyl can be prepared from a corresponding compound of formula I wherein R^3 is hydroxymethyl using techniques that are well known in the art, for example techniques such as those described in Jerry March "Advanced Organic Chemistry" John Wiley & Sons, 4 ed.1992, 431–433.

A compound of formula I wherein R^3 is cyanomethyl can be prepared from a corresponding compound of formula I wherein R^3 is halomethyl using techniques that are well known in the art, for example techniques such as those described in Jerry March "Advanced Organic Chemistry" John Wiley & Sons, 4 ed.1992, 482.

A compound of formula I wherein R^3 is cyanatomethyl can be prepared from a corresponding compound of formula I wherein R^3 is hydroxymethyl by reaction with a cyanogen halide using techniques that are well known in the art, for example techniques such as those described in Jerry March "Advanced Organic Chemistry" John Wiley & Sons, 4 ed.1992, 387.

A compound of formula I wherein R^3 is $-CH_2OR_i$ can be prepared from a corresponding compound of formula I wherein R^3 is $-CH_2(halo)$ by reaction with the requisite alcohol HOR_i^- using techniques that are well known in the art, for example techniques such as those described in Jerry March "Advanced Organic Chemistry" John Wiley & Sons, 4 ed.1992, 386–387.

A compound of formula I wherein R^3 is $-CH_2NR_jR_k$ can be prepared from a corresponding compound of formula I wherein R^3 is $-CH_2(halo)$ using techniques that are well known in the art, for example techniques such as those described in Jerry March "Advanced Organic Chemistry" John Wiley & Sons, 4 ed.1992, 411–413, 425–427.

A compound of formula I wherein R^3 is azidomethyl can be prepared from a corresponding compound of formula I wherein R^3 is $-CH_2(halo)$ using techniques that are well known in the art, for example techniques such as those described in Jerry March "Advanced Organic Chemistry" John Wiley & Sons, 4 ed.1992, 411–413, 428–429.

A compound of formula I wherein R^3 is $-CH_2SR_l$ can be prepared from a corresponding compound of formula I wherein R^3 is $-CH_2(halo)$ by reaction with the requisite thiol HSR_l using techniques that are well known in the art, for example techniques such as those described in Jerry March "Advanced Organic Chemistry" John Wiley & Sons, 4 ed.1992, 407.

8

A compound of formula I wherein n is 2 (formula 7) can be prepared by oxidation of a corresponding compound of formula I wherein n is 0, for example, by using meta-chloroperoxybenzoic acid (mCPBA), as illustrated in FIG. 1 for the conversion of a compound of formula 6 to a compound of formula 7.

A compound of formula I wherein n is 1 can be prepared by oxidation of a corresponding compound of formula I wherein n is 0, using one equivalent of an acceptable oxidizing agent, for example, mCPBA.

A compound of formula I wherein R^1 is hydrogen can generally be prepared from a corresponding ester of formula I wherein R^1 is other than hydrogen by hydrolysis, using techniques which are well known in the art, as illustrated in FIG. 2 for the conversion of a compound of formula 7 to a compound of formula 8.

A compound of formula I wherein R^2 is carboxy can be prepared from a corresponding ester of formula I by hydrolysis, using techniques which are well known in the art, as illustrated in FIG. 2 for the conversion of a compound of formula 7 to a compound of formula 8.

A compound of formula I wherein R^1 is carboxy can be prepared from a corresponding ester of formula I by hydrolysis, using techniques which are well known in the art.

A compound of formula I wherein R^3 is (1-methyl-1H-tetrazol-5-yl)thioacetoxymethyl can be prepared from a corresponding compound of formula I wherein R^3 is chloroacetoxymethyl by reaction with 1-methyl-1H-tetrazol-5-ylmercaptan using techniques which are well known in the art, as illustrated in FIG. 2 for the conversion of a compound of formula 7b to a compound of formula 7g. For Example, the reaction can conveniently be carried out as described in Example 13 or 14.

A compound of formula I wherein R^3 is chloromethyl (formula 10) can be prepared from a corresponding compound of formula 5 as illustrated in FIG. 3, by treatment with copper II chloride in a suitable solvent. For example, the reaction can conveniently be carried out as described in Example 22 or 23.

A compound of formula I wherein R^3 is formyl can be prepared from a corresponding compound of formula I wherein R^3 is hydroxymethyl by oxidation, using techniques which are well known in the art, as illustrated in FIG. 4 for the conversion of a compound of formula 13 to a compound of formula 14. The reaction can conveniently be carried out by treating an alcohol of formula 13 with oxalyl chloride in the presence of dimethylsulfoxide and a suitable base, such as triethylamine, as described in Example 30.

A compound of formula I wherein R^3 is a 1-alkenyl substituent can generally be prepared from a corresponding compound of formula I wherein R^3 is formyl, by reaction with the requisite ylide or stabilized ylide, using techniques which are well known in the art, as illustrated in FIG. 4 for the conversion of a compound of formula 14 to a compound of formula 15.

As illustrated in FIG. 7, compound 6i can be prepared from compound 5a by treatment with 3,4-di-(4-methoxybenzyloxy)phenylacetic acid and silver acetate under conditions similar to those described in Example 6. Oxidation with mCPBA under conditions similar to those described in Example 12 gives a sulfoxide of formula 7i. Deprotection of compound 7i under standard conditions (e.g. similar to those described in Example 21) gives the diacid of formula (I), which can be converted to the disalt of formula 8i by treatment with a suitable base (e.g. sodium bicarbonate) under standard conditions.

As illustrated in FIG. 8, a compound of formula 29a or 29b can be prepared from 6-Aminopenicillanic acid (6-APA) by formation of the benzyl or benzhydryl ester, to give a compound of formula 19a or 19b. Reaction with allyl chloroformate gives the N-allyloxycarbonyl derivative 20a or 20b. Oxidation of the sulfide to the sulfoxide gives compounds 21a and 21b, which can be heated with mercapto-
 5 benzothiazole to produce the ring opened disulfides 22a and 22b. Compound 22a was then treated with an excess of acetic acid in the presence of 2 eq of AgOAc to produce a
 10 4:1 mixture of the 2 β -substituted penam 23a and the cepham 24a. Likewise compound 22b was treated with an excess of phenylacetic acid in the presence of 2 eq of AgOAc to
 15 produce a 4:1 mixture of the 2 β -substituted penam 23b and the corresponding cepham 24b, respectively. These mixtures were separated to give the purified penams 23a and 23b,
 which were deprotected at nitrogen by reaction with (n-Bu)₃SnH in the presence of a catalytic amount of Pd(PPh₃)₄ to give amines, 25a and 25b. Treatment with isopropyl nitrite
 20 gives the corresponding diazocompounds, which were immediately converted to the corresponding ketones by reaction with excess propylene oxide in the presence of a
 catalytic amount of Rh₂OAc₄. The ketones were derivatized by reaction with the Wittig reagent [(2-pyridyl)methylene] triphenylphosphorane to produce alkenes 27a and 27b,
 25 which were oxidized with excess MCPBA to produce sulfones 28a and 28b. Sulfone 28a was deprotected by reaction with LiI in refluxing EtOAc to produce sodium salt 29a. Sulfone 28b
 was deprotected by reaction with trifluoroacetic acid in anisole, and subsequent treatment with sodium bicarbonate, to produce sodium salt 29b.

A useful intermediate for the preparation of a compound of the invention is a compound of formula 18. As illustrated in FIG. 5, a compound of formula 18 can be prepared by
 30 treatment of 6-oxopenicillinate 2 (Hagiwara, D. F.; Sawada, K.; Ohnami, T.; Aratani, M.; Hashimoto, M., *J. Chem. Soc. Chem. Commun.*, 578 (1982)) with a compound of formula
 R¹R²C=PPh₃ to give a 6-alkylidene penicillinate of formula 3. Reaction of a compound of formula 3 with 1
 35 equivalent of mCPBA in CH₂Cl₂ gives a sulfoxide of formula 4, which can be heated to reflux in toluene in the presence of 2-mercaptobenzothiazole to obtain the disulfide
 of formula (18).

Another useful intermediate for the preparation of a compound of the invention is an ylide, for example a ylide
 45 of formula R¹R²C=PPh₃. Ylides can be prepared using techniques that are well known in the art, for example techniques such as those described in Jerry March
 "Advanced Organic Chemistry" John Wiley & Sons, 4 ed. 1992, 956-963. Suitable ylides are also disclosed in U.S. Pat. No. 5,597,817, issued Jan. 29, 1997; and U.S. Pat. No.
 50 5,629,306, issued May 13, 1997.

It is noted that many of the starting materials employed in the synthetic methods described above are commercially
 55 available or are reported in the scientific literature. It is also noted that it may be desirable to optionally use a protecting group during all or portions of the above described synthetic
 procedures. Such protecting groups and methods for their introduction and removal are well known in the art (see
 Greene, T. W.; Wutz, P. G. M. "Protecting Groups In Organic Synthesis" second edition, 1991, New York, John Wiley &
 60 sons, Inc.).

In cases where compounds are sufficiently basic or acidic to form stable nontoxic acid or base salts, administration of
 65 the compounds as salts may be appropriate. Examples of pharmaceutically acceptable salts are organic acid addition salts formed with acids which form a physiological accept-

able anion, for example, tosylate, methanesulfonate, acetate, citrate, malonate, tartarate, succinate, benzoate, ascorbate,
 5 α -ketoglutarate, and α -glycerophosphate. Suitable inorganic salts may also be formed, including hydrochloride, sulfate, nitrate, bicarbonate, and carbonate salts.

Pharmaceutically acceptable salts may be obtained using standard procedures well known in the art, for example, by
 10 reacting a sufficiently basic compound such as an amine with a suitable acid affording a physiologically acceptable anion. Alkali metal (for example, sodium, potassium or lithium) or
 alkaline earth metal (for example, calcium) salts of carboxylic acids can also be made.

Preferred salts of the invention include disalts prepared from acids of formula (I) wherein R³ or R² is carboxy and
 15 R⁴ is hydrogen. Preferred salts also include monosalts (e.g. a sodium salt) prepared from an acid of formula (I) wherein R⁴ is hydrogen. The invention also provides a method for
 preparing a compound of the invention comprising forming a mono-, di-, or tri-salt from a corresponding compound of
 formula (I).

The compounds of formula I can be formulated as pharmaceutical compositions and administered to a mammalian
 20 host, such as a human patient in a variety of forms adapted to a selected route of administration, i.e., by oral, parenteral, intravenous, intramuscular, topical, or subcutaneous routes.

Thus, the present compounds may be systemically administered, e.g., orally, in combination with a pharmaceutically
 25 acceptable vehicle such as an inert diluent or an assimilable edible carrier. They may be enclosed in hard or soft shell gelatin capsules, may be compressed into tablets,
 or may be incorporated directly with the food of the patient's diet. For oral therapeutic administration, the active compound may be combined with one or more excipients and
 used in the form of ingestible tablets, buccal tablets, troches, capsules, elixirs, suspensions, syrups, wafers, and the like. Such compositions and preparations should contain at least
 30 0.1% of active compound. The percentage of the compositions and preparations may, of course, be varied and may conveniently be between about 2 to about 60% of the weight
 of a given unit dosage form. The amount of active compound in such therapeutically useful compositions is such that an effective dosage level will be obtained.

The tablets, troches, pills, capsules, and the like may also contain the following: binders such as gum tragacanth,
 35 acacia, corn starch or gelatin; excipients such as dicalcium phosphate; a disintegrating agent such as corn starch, potato starch, alginic acid and the like; a lubricant such as magnesium
 stearate; and a sweetening agent such as sucrose, fructose, lactose or aspartame or a flavoring agent such as peppermint, oil of wintergreen, or cherry flavoring may be
 added. When the unit dosage form is a capsule, it may contain, in addition to materials of the above type, a liquid carrier, such as a vegetable oil or a polyethylene glycol.
 40 Various other materials may be present as coatings or to otherwise modify the physical form of the solid unit dosage form. For instance, tablets, pills, or capsules may be coated
 with gelatin, wax, shellac or sugar and the like. A syrup or elixir may contain the active compound, sucrose or fructose as a sweetening agent, methyl and propylparabens as
 preservatives, a dye and flavoring such as cherry or orange flavor. Of course, any material used in preparing any unit dosage form should be pharmaceutically acceptable and
 45 substantially non-toxic in the amounts employed. In addition, the active compound may be incorporated into sustained-release preparations and devices.

The active compound may also be administered intravenously or intraperitoneally by infusion or injection. Solu-

11

tions of the active compound or its salts can be prepared in water, optionally mixed with a nontoxic surfactant. Dispersions can also be prepared in glycerol, liquid polyethylene glycols, triacetin, and mixtures thereof and in oils. Under ordinary conditions of storage and use, these preparations contain a preservative to prevent the growth of microorganisms.

The pharmaceutical dosage forms suitable for injection or infusion can include sterile aqueous solutions or dispersions or sterile powders comprising the active ingredient which are adapted for the extemporaneous preparation of sterile injectable or infusible solutions or dispersions, optionally encapsulated in liposomes. In all cases, the ultimate dosage form must be sterile, fluid and stable under the conditions of manufacture and storage. The liquid carrier or vehicle can be a solvent or liquid dispersion medium comprising, for example, water, ethanol, a polyol (for example, glycerol, propylene glycol, liquid polyethylene glycols, and the like), vegetable oils, nontoxic glyceryl esters, and suitable mixtures thereof. The proper fluidity can be maintained, for example, by the formation of liposomes, by the maintenance of the required particle size in the case of dispersions or by the use of surfactants. The prevention of the action of microorganisms can be brought about by various antibacterial and antifungal agents, for example, parabens, chlorobutanol, phenol, sorbic acid, thimerosal, and the like. In many cases, it will be preferable to include isotonic agents, for example, sugars, buffers or sodium chloride. Prolonged absorption of the injectable compositions can be brought about by the use in the compositions of agents delaying absorption, for example, aluminum monostearate and gelatin.

Sterile injectable solutions are prepared by incorporating the active compound in the required amount in the appropriate solvent with various of the other ingredients enumerated above, as required, followed by filter sterilization. In the case of sterile powders for the preparation of sterile injectable solutions, the preferred methods of preparation are vacuum drying and the freeze drying techniques, which yield a powder of the active ingredient plus any additional desired ingredient present in the previously sterile-filtered solutions.

For topical administration, the present compounds may be applied in pure form, i.e., when they are liquids. However, it will generally be desirable to administer them to the skin as compositions or formulations, in combination with a dermatologically acceptable carrier, which may be a solid or a liquid.

Useful solid carriers include finely divided solids such as talc, clay, microcrystalline cellulose, silica, alumina and the like. Useful liquid carriers include water, alcohols or glycols or water-alcohol/glycol blends, in which the present compounds can be dissolved or dispersed at effective levels, optionally with the aid of non-toxic surfactants. Adjuvants such as fragrances and additional antimicrobial agents can be added to optimize the properties for a given use. The resultant liquid compositions can be applied from absorbent pads, used to impregnate bandages and other dressings, or sprayed onto the affected area using pump-type or aerosol sprayers.

Thickeners such as synthetic polymers, fatty acids, fatty acid salts and esters, fatty alcohols, modified celluloses or modified mineral materials can also be employed with liquid carriers to form spreadable pastes, gels, ointments, soaps, and the like, for application directly to the skin of the user.

Examples of useful dermatological compositions which can be used to deliver the compounds of formula I to the skin

12

are disclosed in Jacquet et al. (U.S. Pat. No. 4,608,392), Geria (U.S. Pat. No. 4,992,478), Smith et al. (U.S. Pat. No. 4,559,157) and Wortzman (U.S. Pat. No. 4,820,508).

Useful dosages of the compounds of formula I can be determined by comparing their in vitro activity, and in vivo activity in animal models. Methods for the extrapolation of effective dosages in mice, and other animals, to humans are known to the art; for example, see U.S. Pat. No. 4,938,949.

Generally, the concentration of the compound(s) of formula I in a liquid composition, such as a lotion, will be from about 0.1–25 wt-%, preferably from about 0.5–10 wt-%. The concentration in a semi-solid or solid composition such as a gel or a powder will be about 0.1–5 wt-%, preferably about 0.5–2.5 wt-%. Single dosages for injection, infusion or ingestion will generally vary between 50–1500 mg, and may be administered, i.e., 1–3 times daily, to yield levels of about 0.5–50 mg/kg, for adults.

Accordingly, the invention provides a pharmaceutical composition, comprising an effective amount of a compound of formula I as described hereinabove; or a pharmaceutically acceptable salt thereof; and a pharmaceutically acceptable carrier. The invention also provides a pharmaceutical composition comprising an effective amount of a compound of formula I, as described hereinabove; or a pharmaceutically acceptable salt thereof; a β -lactam antibiotic; and a pharmaceutically acceptable carrier. Any β -Lactam antibiotic is suitable for use in the pharmaceutical composition of the invention. β -Lactam antibiotics which are well known in the art include those disclosed by R. B. Morin and M. Gorin, M.Eds.; Academic Press, New York, 1982; vol. 1–3. Preferred β -Lactam antibiotics, suitable for use in the pharmaceutical composition of the invention, include β -lactam antibiotics which are preferentially deactivated by Class A and Class C β -lactamase enzymes, for example, amoxicillin, piperacillin, ampicillin, ceftizoxime, cefotaxime, cefuroxime, cephalixin, cefaclor, cephaloridine, and ceftazidime.

The ability of a compound of the invention to function as a β -lactamase inhibitor can be demonstrated using the test described below, or using other tests which are well known in the art.

Representative compounds of the invention, as well as the known commercial inhibitors clavulanic acid and tazobactam, and the previously reported 2 β -methyl compound 9 (Buynak et al., *Bioorg. Med. Chem. Lett.*, 5, 1513 (1995)) (see FIG. 6 for structures) were evaluated as inhibitors of the β -lactamase of *Enterobacter cloacae* P99 and TEM-1. The IC_{50} value of each compound was determined as follows. Following a 10 minute incubation of a dilute solution of enzyme (2.56 nM) and inhibitor (<0.64 μ M), a 50 μ L aliquot of the incubation mixture was further diluted into 1 mL nitrocefin (a substrate) solution, and the rate of hydrolysis was measured during a 1 minute period by monitoring the absorbance of nitrocefin as a function of time.

The results are summarized in Table 1. The β -lactamase inhibiting activity of compound 8a, 8b, 8d, and 8g is greater than the activity of compound 9 by at least a factor of 10 for TEM-1; and the β -lactamase inhibiting activity of compound 8a and 8c is greater than the activity of compound 9 by a factor of nearly 2 for P99. Compounds 8a, 8b, 8d, and 8g are also more active than the current commercial inhibitors clavulanic acid and tazobactam. In addition, compounds 29a and 29b demonstrate potent β -lactamase inhibiting activity against TEM-1 and P99.

TABLE 1

<u>β-Lactamase Inhibitory Activity</u>		
Compounds	IC ₅₀ (μ M) <i>Ent. cloacae</i> P99	IC ₅₀ (μ M) TEM-1
tazobactam	17.2	0.32
clavulanic acid	>20000	60
8a	0.383	0.213
8b	NT	0.19
8c	0.30	1.84
8d	0.54	0.015
8e	2.66	2.72
8g	0.64	0.23
8h	3.69	2.37
8i	0.37	0.105
9	0.75	2.51
12a	7.62	39.0
12b	6.96	44.5
12c	105.4	120.5
17	6.76	21.62
29a	0.062	0.004
29b	NT	0.39

Compounds of the invention have been shown to possess activity as β -lactamase inhibitors. Accordingly, the invention provides a method comprising inhibiting a β -lactamase by contacting said β -lactamase with an effective amount of a compound of formula I; or a pharmaceutically acceptable salt thereof. The β -lactamase may be contacted with the compound of claim 1 *in vitro* or *in vivo*. The invention also provides a therapeutic method comprising inhibiting a β -lactamase in a mammal (preferably a human) in need of such therapy, by administering an effective inhibitory amount of a compound of formula I; or a pharmaceutically acceptable salt thereof.

Because compounds of the invention inhibit β -lactamase enzymes, they may also be useful to increase the effectiveness of β -lactam antibiotics which are degraded by such enzymes. Accordingly, the invention provides a method comprising enhancing (increasing by a detectable amount) the activity of a β -lactam antibiotic, by administering the β -lactam antibiotic to a mammal (preferably a human) in need thereof, in combination with an effective amount of a compound of formula I; or a pharmaceutically acceptable salt thereof.

The invention also provides a method comprising treating a β -lactam resistant bacterial infection in a mammal (preferably a human), by administering an effective amount of a β -lactam antibiotic in combination with an effective β -lactamase inhibiting amount of a compound of formula I; or a pharmaceutically acceptable salt thereof.

Additionally, the invention provides a compound of formula I for use in medical therapy (preferably for use in treating a β -lactam resistant infection), as well as the use of a compound of formula I for the manufacture of a medication useful for reducing β -lactamase activity in a mammal.

Compounds of the invention possess specific 6-alkylidene substituents and specific 2 β -substituents. This combination of structural features provides compounds that can exhibit extremely high activity as inhibitors of β -lactamase. Additionally, compounds of the invention may possess other biological or pharmacological properties which make them superior to known compounds as therapeutic agents.

The invention will now be illustrated by the following non-limiting examples.

EXAMPLE 1

Benzhydryl 2 β -(acetoxymethyl)-6-[(Z)-(t-butoxycarbonyl)-methylene]penicillinate (6a)

To a solution of a compound of formula 5a (0.70 g, 1.086 mmol) in CH₂Cl₂ were added AcOH (2.78 g, 46.68 mmol)

and AgOAc (0.376 g, 2.26 mmol) and the reaction was stirred for 4 hours. The reaction mixture was then filtered through a celite bed and the filtrate was washed with a saturated NaHCO₃ solution. The organic layer was dried (Na₂SO₄), concentrated, and purified by flash column chromatography to yield the title compound 6a (390 mg, 66.8%).¹H NMR (CDCl₃): δ 7.39–7.26 (10H, m), 6.95 (1H, s), 6.18 (1 H, s), 6.01 (1H, s), 4.95 (1H, s), 4.12 (1H, d), 3.77 (1H, d), 2.09 (3H, s), 1.51 (9H, s), 1.24 (3H, s).

The intermediate of formula 5a was prepared as follows.

a. Benzhydryl 6-[(Z)-t-butoxycarbonylmethylene]penicillinate (3a). To a solution of (3.6 g, 9.4 mmol) benzhydryl 6-oxopenicillinate, compound 2, (J. D. Buynak et al., *J. Org. Chem.*, 58, 1325–1335 (1993)) in 50 mL anhydrous CH₂Cl₂ at –78° C, was added a solution of (tert-butoxycarbonylmethylene)triphenylphosphorane (3.6 g, 9.56 mmol) in an additional 50 mL anhydrous CH₂Cl₂. The reaction was allowed to stir for 80 minutes at –78° C, then poured into a separatory funnel containing 400 mL cold saturated aqueous NH₄Cl. The layers were separated and the aqueous layer was extracted a second time with 50 mL CH₂Cl₂. The combined organic layers were dried (Na₂SO₄) and concentrated. The resulting material was further purified by column chromatography (SiO₂, CH₂Cl₂) to yield a white foam (2.38 g, 53% yield).¹H NMR (CDCl₃): δ 7.40–7.27 (10 H, m), 6.93 (1 H, s), 6.17 (1H, d, J=4 Hz), 5.97 (1H, d, J=4 Hz), 4.63 (1H, s), 1.54 (3H, s), 1.49 (9H, s), 1.25 (3H, s).

b. Benzhydryl 6-[(Z)-t-butoxycarbonylmethylene]penicillinate sulfoxide (4a). To a solution of benzhydryl 6-[(Z)-(t-butoxycarbonyl)methylene]penicillinate, compound 3a, (4.5 g, 9.349 mmol) in CH₂Cl₂ was added mCPBA (2.32 g, 9.394 mmol) in one portion and the reaction mixture was stirred for 1 hour at room temperature. The reaction mixture was washed with NaHCO₃ solution, dried over Na₂SO₄, concentrated and purified by column chromatography to give 5:1 mixtures of β : α sulfoxides (2.93 g, 63%).¹H NMR (CDCl₃) of β -sulfoxide: δ 7.37–7.31 (10 H, m), 7.00 (1H, s), 6.50 (1H, s), 5.67 (1H, s), 4.77 (1H, s), 1.67 (3H, s), 1.52 (9H, s), 0.98 (3H, s).¹H NMR of α -sulfoxide: δ 7.37–7.31 (10H, m), 7.00 (1 H,s), 6.02 (1H, s), 5.33 (1H, s), 4.79 (1H, s), 1.68 (3H, s), 1.51 (9H, s), 0.96 (3H, s).

c. 4-(2'-Benzothiazolyldithio)-3-[(Z)-(t-butoxycarbonyl)methylene]-1-[1'-diphenylmethyloxycarbonyl]-2'-methylprop-2'-enyl]azetid-2-one (5a). To a solution of benzhydryl 6-[(Z)-(t-butoxycarbonyl)methylene]penicillinate sulfoxide, compound 4, (2.35 g, 4.74 mmol) in toluene, was added 2-mercaptobenzothiazole (0.792 g, 4.74 mmol) and the reaction was heated to reflux for 4.5 hours. Volatiles were removed under reduced pressure to give compound 5a (3.15 g, 100%).¹H NMR (CDCl₃): δ 7.86 (1H, d, J=8 Hz), 7.71 (1H, d, J=8 Hz), 7.42–7.25 (12H, m), 6.88 (1H, s), 6.09 (1 H, s), 5.96 (1H, s), 5.14 (1H, s), 5.12 (1H, s), 5.00 (1H, s), 1.88 (3H, s), 1.49 (9 H, s).

EXAMPLE 2

Benzhydryl 2 β -(chloroacetoxymethyl)-6-[(Z)-(t-butoxycarbonyl)-methylene]penicillinate (6b)

A solution of 5a (2.3 g, 3.57 mmol), chloroacetic acid (14.4 g, 153 mmol) and AgOAc (1.24 g, 7.4 mmol) in CH₂Cl₂ (100 mL) was stirred for 5 hours at room temperature. The reaction mixture was filtered and filtrate was washed with saturated NaHCO₃ (2x100 mL). The organic layer was dried (Na₂SO₄), concentrated, and purified by

US 6,770,759 B2

15

column chromatography (4:1 CH₂Cl₂:hexane as eluent) to give the title compound; 1.4 g (69%); ¹H NMR (CDCl₃): δ 7.39–7.30 (m, 10H), 6.95 (s, 1 H), 6.19 (s, 1H), 6.02 (s, 1H), 4.93 (s, 1H), 4.24 (d, J=11.6 Hz, 1 H), 4.13 (d, J=14.8 Hz, 1 H), 4.07 (d, J=14.8 Hz), 1H), 3.85 (d, J=11.6 Hz, 1H), 1.51 (s, 9H), 1.26 (s, 3H).

EXAMPLE 3

Benzhydryl 2β-(formyloxymethyl)-6-[(Z)-(tert-butoxycarbonyl)-methylene]penicillinate (6c)

A solution of 5a (1.5 g, 2.33 mmol), 97% formic acid (4.02 mL, 101.3 mmol) and AgOAc (0.81 g, 4.84 mmol) in CH₂Cl₂ (45 mL) was stirred for 5 hours at room temperature. The reaction mixture was filtered and the filtrate was washed with saturated aqueous NaHCO₃ (2x50 mL). The organic layer was dried (Na₂SO₄) and concentrated to yield a crude formate (1.05 g, 86%) which was directly oxidized to the sulfone.

EXAMPLE 4

Benzhydryl 2β-(phenylacetoxymethyl)-6-[(Z)-(tert-butoxycarbonyl)-methylene]penicillinate (6d)

A mixture of disulfide 5a (2.0 g, 3.31 mmol), phenylacetic acid (19.4 g, 142.4 mmol) and AgOAc (1.15 g, 6.88 mmol) in CH₂Cl₂ (80 mL) was stirred for 5 hours at room temperature. The reaction mixture was filtered through celite and washed with aq NaHCO₃ solution (2x100 mL). The organic layer was dried (Na₂SO₄), concentrated, and purified by column chromatography to give the title compound 6d; 1.04 g, 51%; ¹H NMR (CDCl₃): δ 7.37–7.23 (m, 15H), 6.94 (s, 1 H), 6.16 (s, 1H), 5.99 (s, 1H), 4.91 (s, 1H), 4.14 (d, J=11.9 Hz, 1 H), 3.78 (d, J=11.9 Hz, 1H), 3.67 (ABq, 2H), 1.51 (s, 9H), 1.15 (s, 3H).

EXAMPLE 5

Benzhydryl 2β-(acetoxymethyl)-6-[(Z)-(methoxycarbonyl)-methylene]penicillinate (6e)

A mixture of disulfide 5b (350 mg, 0.581 mmol), acetic acid (1.44 mL, 25.27 mmol) and AgOAc (0.201 g, 1.21 mmol) in CH₂Cl₂ (15 mL) was stirred for 5 hours at room temperature. The reaction mixture was filtered through celite and washed with aq NaHCO₃ solution (2x20 mL). The organic layer was dried (Na₂SO₄), concentrated, and purified by column chromatography to give the title compound 6e; (190 mg, 75%; ¹H NMR (CDCl₃): δ 7.32–7.18 (m, 10H), 6.89 (s, 1 H), 6.22 (s, 1H), 5.99 (s, 1H), 4.86 (s, 1H), 4.03 (d, J=11.8 Hz, 1 H), 3.74–3.72 (m, 4H), 2.01 (s, 3H), 1.15 (s, 3H).

The intermediate disulfide 5b was prepared as follows.

a. Benzhydryl 6-[(Z)-(methoxycarbonyl)methylene]penicillinate (3b). To a solution of ketone 2 (2.0 g, 5.25 mmol), in anhydrous THF (20 mL) at -78° C. was added methyl (triphenylphosphoronylidene)acetate (1.75 g, 5.25 mmol) in THF (20 mL) and the reaction mixture stirred at -78° C. for 45 min. The reaction mixture was poured onto saturated aqueous NH₄Cl (50 mL) and extracted with dichloromethane (60 mL). The organic layer was dried (Na₂SO₄), concentrated, and purified on silica gel chromatography to produce 3b (1.35 g, 59%). ¹H NMR (CDCl₃): δ 7.37–7.30 (10 H, m), 6.96 (1 H, s), 6.30 (1 H, s), 6.03 (1 H, d, s), 4.66 (1H, s), 3.81 (3H, s), 1.56 (3H, s), 1.27 (3H, s).

b. Benzhydryl 6-[(Z)-(methoxycarbonyl)methylene]penicillinate sulfoxide (4b). To a solution of sulfide 3b (1.2

16

g, 2.75 mmol) in CH₂Cl₂ (20 mL) was added 70% mCPBA (0.68 g, 2.75 mmol) and the reaction mixture was stirred for 30 minutes at room temperature. The reaction mixture was then poured into saturated aqueous NaHCO₃ (30 mL), the organic layer separated, dried (Na₂SO₄), concentrated, and purified by column chromatography to produce 4b (1.10 g, 88%). ¹H NMR of α-sulfoxide: δ 7.37–7.30 (10H, m), 7.00 (1H, s), 6.59 (1H, s), 5.69 (1H, s), 4.78 (1H, s), 3.83 (s, 3H), 1.67 (3H, s), 0.98 (3H, s).

c. 4-(2'-Benzothiazolyldithio)-3-[(Z)-(methoxycarbonyl)methylene]-1-[1'-(diphenylmethyloxycarbonyl)-2'-methylprop-2-enyl]azetidino-2-one (5b). A mixture of sulfoxide 4b (1.1 g, 2.43 mmol) and 2-mercaptobenzothiazole (0.405 g, 2.43 mmol) in toluene (35 mL) was heated to reflux for 4 hours. Volatiles were removed under vacuum to produce disulfide 5b (1.46 g, 100%). ¹H NMR (CDCl₃): δ 7.78 (1H, d, J=8.0 Hz), 7.62 (1H, d, J=8.0 Hz), 7.35–7.06 (12 H, m), 6.81 (1H, s), 6.09 (1H, s), 5.93 (1H, s), 5.06 (1H, s), 5.05 (1H, s), 4.89 (1H, s), 3.60 (3H, s), 1.8 (3H, s).

EXAMPLE 6

Benzhydryl 2β-(chloroacetoxymethyl)-6-[(Z)-(methoxycarbonyl)-methylene]penicillinate (6f)

A mixture of disulfide 5b (2.0 g, 3.32 mmol), chloroacetic acid (13.42 g, 142.82 mmol) and AgOAc (1.15 g, 6.91 mmol) in CH₂Cl₂ (60 mL) was stirred for 5 hours at room temperature. The reaction mixture was filtered through celite and washed with aq NaHCO₃ solution (2x100 mL). The organic layer was dried (Na₂SO₄), concentrated, and purified by column chromatography to give the title compound 6f; 1.2 g, 77%; (CDCl₃): δ 7.38–7.29 (m, 10H), 6.96 (s, 1 H), 6.31 (s, 1H), 6.07 (s, 1H), 4.94 (s, 1H), 4.20 (d, J=12.3 Hz, 1 H), 4.11 (d, J=16.8 Hz, 1H), 4.08 (d, J=16.8 Hz, 1H), 3.85 (d, J=12.3 Hz, 1H), 3.81 (s, 3H), 1.24 (s, 3H).

EXAMPLE 7

Benzhydryl 20-(acetoxymethyl)-6-[(Z)-(tert-butoxycarbonyl)-methylene]penicillinate-1,1-dioxide (7a)

To a solution of benzhydryl 2β-(acetoxymethyl)-6-[(Z)-(tert-butoxycarbonyl)methylene]penicillinate (290 mg, 0.54 mmol, 6a) in CH₂Cl₂ (10 mL) and pH 6.4 phosphate buffer solution (10 mL) was added mCPBA (293 mg, 1.18 mmol). The mixture was stirred at room temperature for 18 hours, and then diluted with CH₂Cl₂ (10 mL). The organic layer was washed with NaHCO₃ solution (25 mL), dried (Na₂SO₄), concentrated and purified by column chromatography to give the title compound; 226 mg, 73%; ¹H NMR (CDCl₃): δ 7.37–7.33 (10H, m), 6.97 (1H, s), 6.49 (1H, s), 5.47 (1H, s), 4.85 (1H, s), 4.51 (1H, d, J=), 4.35 (1H, d, J=), 2.08 (3H, s), 1.54 (9H, s), 1.18 (3H, s); IR (CHCl₃): 1799, 1751.7; ¹³C NMR (CDCl₃): δ 169.76, 165.55, 165.03, 161.94, 143.99, 138.65, 138.52, 128.87, 128.76, 128.54, 127.56, 127.13, 127.18, 84.09, 79.67, 72.67, 65.63, 64.17, 60.90, 27.89, 20.56, 15.57.

EXAMPLE 8

Benzhydryl 2β-(chloroacetoxymethyl)-6-[(Z)-(tert-butoxycarbonyl)-methylene]penicillinate 1,1-dioxide (7b)

To a solution of sulfide 6b (1.29 g, 2.1 mmol) in CH₂Cl₂ (30 mL) was added mCPBA (70%, 0.8 g, 4.62 mmol) in one portion followed by pH 6.4 phosphate buffer solution (30

US 6,770,759 B2

17

mL) and the reaction mixture was stirred overnight. The organic layer was separated, washed with saturated aqueous NaHCO₃ (1×50 mL), dried (Na₂SO₄), concentrated and purified by silica gel chromatography (CH₂Cl₂ as eluent) to give the title compound 7b; 0.893 g, 70.5%; ¹H NMR (CDCl₃): δ 7.39–7.30 (10 H, m), 6.99 (1H, s), 6.53 (1H, s), 5.50 (s, 1H), 4.86 (s, 1H), 4.61 (d, J=12.19 Hz, 1H), 4.47 (d, J=12.19 Hz, 1H), 4.12 (d, J=15.18 Hz, 1H), 4.06 (d, J=15.18 Hz, 1H), 1.54 (s, 9H), 1.27 (s, 3H).

EXAMPLE 9

Benzhydryl 2β-(formyloxymethyl)-6-[(Z)-(t-butoxycarbonyl)methylene]penicillinate 1,1-dioxide (7c)

The crude formate 6c (1.05 g, 2.01 mmol) was dissolved in CH₂Cl₂ (25 mL) and mCPBA (70%, 1.385 g, 8.03 mmol) and pH 6.4 phosphate buffer (25 mL) was added. The reaction mixture was stirred at room temperature for 14 hours. The organic layer was separated, washed with aqueous saturated NaHCO₃ (50 mL), dried (Na₂SO₄), concentrated and purified by silica gel chromatography to give the title compound 7c; 0.76 g, 68%; ¹H NMR (CDCl₃): δ 7.42–7.28 (m, 10H), 6.98 (s, 1H), 6.52 (s, 1H), 5.48 (s, 1H), 4.81 (s, 1H), 4.59 (d, J=12.16 Hz, 1H), 4.49 (d, J=12.16 Hz, 1H), 1.51 (s, 9H), 1.21 (s, 3H).

EXAMPLE 10

Benzhydryl 2β-(phenylacetoxymethyl)-6-[(Z)-(t-butoxycarbonyl)-methylene]penicillinate 1,1-dioxide (7d)

To a solution of sulfide 6d (0.65 g, 1.06 mmol) in CH₂Cl₂ (20 mL) was added mCPBA (70%, 0.58 g, 2.33 mmol) in one portion followed by pH 6.4 phosphate buffer solution (20 mL) and the reaction mixture was stirred overnight. The organic layer was separated, washed with saturated aqueous NaHCO₃ (1×20 mL), dried (Na₂SO₄), concentrated and purified by silica gel chromatography to give the title compound 7d; 0.490 g, 71.6%; ¹H NMR (CDCl₃): δ 7.37–7.26 (15 H, m), 6.95 (1H, s), 6.47 (1H, s), 5.46 (s, 1H), 4.80 (s, 1H), 4.54 (d, J=12.3 Hz, 1H), 4.36 (d, J=12.3 Hz, 1H), 3.65 (s, 2H), 1.53 (s, 9H), 1.09 (s, 3H).

EXAMPLE 11

Benzhydryl 2β-(acetoxymethyl)-6-[(Z)-(methoxycarbonyl)methylene]penicillinate 1,1-dioxide (7e)

To a solution of benzhydryl 2β-(acetoxymethyl)-6-[(Z)-(methoxycarbonyl)-methylene]penicillinate (6e, 190 mg, 0.43 mmol) in CH₂Cl₂ (10 mL) and pH 6.4 phosphate buffer solution (10 mL) was added mCPBA (225 mg, 0.913 mmol). The mixture was stirred at room temperature for 18 hours, and then diluted with CH₂Cl₂ (10 mL). The organic layer was washed with NaHCO₃ solution (25 mL), dried (Na₂SO₄), concentrated and purified by column chromatography to give the title compound 7e; 140 mg, 68.9%; ¹H NMR (CDCl₃): δ 7.39–7.23 (10 H, m), 6.98 (1H, s), 6.59 (1H, s), 5.46 (1H, s), 4.82 (1H, s), 4.57 (1H, d, J=12.2 Hz), 4.37 (1H, d, J=12.2 Hz), 3.86 (s, 3H), 2.02 (3H, s), 1.19 (3H, s).

EXAMPLE 12

Benzhydryl 2β-(chloroacetoxymethyl)-6-[(Z)-(methoxycarbonyl)-methylene]penicillinate 1,1-dioxide (7f)

To a solution of benzhydryl 2β-(chloroacetoxymethyl)-6-[(Z)-(methoxycarbonyl)-methylene]penicillinate (6f, 1.2 g,

18

2.55 mmol) in CH₂Cl₂ (20 mL) and pH 6.4 phosphate buffer solution (20 mL) was added mCPBA (70%, 1.38 g, 5.61 mmol). The mixture was stirred at room temperature for 18 hours, and then diluted with CH₂Cl₂ (20 mL). The organic layer was washed with NaHCO₃ solution (50 mL), dried (Na₂SO₄), concentrated and purified by column chromatography to give the title compound 7f; 920 mg, 72%; ¹H NMR (CDCl₃): δ 7.39–7.28 (10 H, m), 6.99 (1H, s), 6.61 (1H, s), 5.47 (1H, s), 4.82 (1H, s), 4.67 (1H, d, J=12.2 Hz), 4.49 (1H, d, J=12.2 Hz), 4.07 (ABq, 2H), 3.85 (s, 3H), 1.20 (3H, s).

EXAMPLE 13

Benzhydryl 2β-[(1-methyl-1H-tetrazol-5-yl)thio]acetoxymethyl]-6-[(Z)-(t-butoxycarbonyl)methylene]penicillinate 1,1-dioxide (7g)

A mixture of chloride 7b (0.40 g, 0.663 mmol), 5-mercapto-1-methyl-1H-tetrazole (93 mg, 0.796 mmol) and NaHCO₃ (67 mg, 0.796 mmol) in acetone-water (8 mL, 3:1) was stirred for 6 hours at room temperature. The reaction mixture was diluted with CH₂Cl₂ (50 mL), washed with 5% NaHCO₃ solution (50 mL). The organic layer was dried, concentrated and purified by column chromatography (5% EtOAc/CH₂Cl₂ as eluent) to give the title compound 7g; 0.29 g, 64%; ¹H NMR (CDCl₃): δ 7.37–7.32 (m, 10H), 6.97 (s, 1H), 6.52 (s, 1H), 5.54 (s, 1H), 4.83 (s, 1H), 4.61 (d, J=12.14 Hz, 1H), 4.44 (d, J=12.14 Hz, 1H), 4.21 (d, J=15.67 Hz, 1H), 4.11 (d, J=12.67 Hz, 1H), 3.95 (s, 3H), 1.53 (s, 9H), 1.24 (s, 3H).

EXAMPLE 14

Benzhydryl 2β-[(1-methyl-1H-tetrazol-5-yl)thio]acetoxymethyl]-6-[(Z)-(methoxycarbonyl)methylene]penicillinate 1,1-dioxide (7h)

A mixture of chloride 7f (200 mg, 0.397 mmol), 5-mercapto-1-methyl-1H-tetrazole (55 mg, 0.477 mmol) and NaHCO₃ (40 mg, 0.477 mmol) in acetone-water (4 mL, 3:1) was stirred for 6 hours at room temperature. The reaction mixture was diluted with CH₂Cl₂ (30 mL), washed with 5% NaHCO₃ solution (30 mL). The organic layer was dried, concentrated and purified by column chromatography (5% EtOAc/CH₂Cl₂ as eluent) to give the title compound 7h; 0.178 g, 77%; ¹H NMR (CDCl₃): δ 7.36–7.33 (m, 10H), 6.97 (s, 1H), 6.61 (s, 1H), 5.44 (s, 1H), 4.81 (s, 1H), 4.66 (d, J=12.12 Hz, 1H), 4.48 (d, J=12.12 Hz, 1H), 4.19 (d, J=16.81 Hz, 1H), 4.09 (d, J=16.81 Hz, 1H), 4.03 (s, 3H), 3.89 (s, 3H), 1.25 (s, 3H).

EXAMPLE 15

Disodium salt of 2β-(acetoxymethyl)-6-[(Z)-carboxymethylene]penicillinic acid-1,1-dioxide (8a)

To a solution of benzhydryl 2β-(acetoxymethyl)-6-[(Z)-(tert-butoxycarbonyl)methylene]penicillinate-1,1-dioxide, (300 mg, 0.526 mmol, 7a) in anisole (1.7 mL, 15.8 mmol) at 0° C. was added trifluoroacetic acid (4.86 mL, 63.26 mmol) over 5 minutes under argon. The reaction mixture was stirred for 20 minutes at 0° C. and for 2 minutes at 30° C. Excess TFA was removed in vacuo. The residue was again dissolved in EtOAc (10 mL) and treated with aqueous NaHCO₃ (44 mg in 5 mL) and aqueous layer was purified by reverse phase chromatography (deionized water as eluent) to give the title compound 8a; 160 mg, 77.6%; ¹H NMR (D₂O): δ 6.53 (1H, s), 5.62 (1 H, s), 4.52 (1H, d, J=), 4.38 (1H, s), 4.36 (1H, d, J=), 1.98 (3H, s), 1.41 (3H, s).

US 6,770,759 B2

19

EXAMPLE 16

Disodium salt of 2 β -(chloroacetoxymethyl)-6-[(Z)-carboxymethylene]-penicillinate 1,1-dioxide (8b)

Sulfone 7b (190 mg, 0.315 mmol) was dissolved in anisole (1.03 mL, 9.45 mmol) and cooled in an ice bath. To this solution was added trifluoroacetic acid (2.92 mL, 37.84 mmol) and stirring continued for 30 minutes at 0° C. Volatiles were removed in vacuo, the residue dissolved in EtOAc (20 mL) and the solution extracted with NaHCO₃ solution (53 mg in 15 mL of H₂O). This solution was then placed on a column of CHP20P (Mitsubishi Chemical Corporation) and the disalt 8b eluted with deionized water; 60 mg, 45%; ¹H NMR (D₂O): δ 6.58 (s, 1H), 5.67 (s, 1H), 4.69 (d, J=12.36 Hz, 1H), 4.54 (d, J=12.36 Hz, 1H), 4.45 (s, 1H), 4.23 (s, 2H), 1.47 (s, 3H).

EXAMPLE 17

Disodium salt of 2 β -(formyloxymethyl)-6-[(Z)-carboxymethylene]-penicillinate 1,1-dioxide (8c)

Sulfone 7c (310 mg, 0.558 mmol) was dissolved in anisole (1.82 mL, 16.75 mmol) and cooled in an ice bath. To this solution was added trifluoroacetic acid (5.16 mL, 67.02 mmol) and stirring continued for 30 minutes at 0° C. Volatiles were removed in vacuo, the residue dissolved in EtOAc (30 mL) and the solution extracted with NaHCO₃ solution (94 mg NaHCO₃ in 20 mL of H₂O). This solution was then placed on a column of CHP20P (Mitsubishi Chemical Corporation) and the disalt 8c eluted with deionized water; 100 mg, 47.6%; ¹H NMR (D₂O): δ 8.07 (s, 1H), 6.58 (s, 1H), 5.68 (s, 1H), 4.68 (d, J=12.31 Hz, 1H), 4.57 (d, J=12.31 Hz, 1H), 4.45 (s, 1H), 1.48 (s, 3H).

EXAMPLE 18

Disodium salt of 2 β -(phenylacetoxymethyl)-6-[(Z)-carboxymethylene]-penicillinate 1,1-dioxide (8d)

Sulfone 7d (305 mg, 0.473 mmol) was dissolved in anisole (1.54 mL, 14.2 mmol) and cooled in an ice bath. To this solution was added trifluoroacetic acid (4.4 mL, 56.74 mmol) and stirring continued for 30 minutes at 0° C. Volatiles were removed in vacuo, the residue dissolved in EtOAc (20 mL) and the solution extracted with NaHCO₃ solution (80 mg NaHCO₃, 0.946 mmol in 15 mL of H₂O). This solution was then placed on a column of CHP20P (Mitsubishi Chemical Corporation) and the disalt 8d eluted with deionized water; 85 mg, 37.6%; ¹H NMR (D₂O): δ 7.30–7.22 (m, 5H), 6.55 (s, 1H), 5.64 (s, 1H), 4.63 (d, J=12.46 Hz, 1H), 4.42 (d, J=12.46 Hz, 1H), 4.39 (s, 1H), 3.69 (s, 2H), 1.48 (s, 3H).

EXAMPLE 19

Sodium salt of 2 β -(acetoxymethyl)-6-[(Z)-(methoxycarbonyl)methylene]-penicillinic acid 1,1-dioxide (8e)

To a solution of benzhydryl 2 β -(acetoxymethyl)-6-[(Z)-(methoxycarbonyl)-methylene]penicillinate 1,1-dioxide, 7e, (270 mg, 0.512 mmol) in anisole (1.7 mL, 15.4 mmol) at 0° C. was added trifluoroacetic acid (4.86 mL, 61.5 mmol) over 5 minutes under argon. The reaction mixture was stirred for 15 minutes at 0° C. Excess TFA was removed in vacuo. The residue was again dissolved in EtOAc (20 mL) and treated with aqueous NaHCO₃ (5%, 10 mL) and aqueous layer was purified on a column of CHP20P (Mitsubishi Chemical

20

EXAMPLE 20

Disodium salt of 2 β -[(1-methyl-1H-tetrazol-5-yl)thio]acetoxymethyl]-6-[(Z)-carboxymethylene]penicillinate 1,1-dioxide (8g)

Compound 7g (135 mg, 0.197 mmol) was dissolved in anisole (0.65 mL, 5.32 mmol) and cooled in an ice bath. To this solution was added trifluoroacetic acid (1.83 mL, 23.71 mmol) and stirring was continued for 30 minutes at 0° C. Volatiles were removed in vacuo and the residue dissolved in EtOAc (20 mL) and extracted with aqueous NaHCO₃ (33 mg dissolved in 10 mL H₂O). The aqueous solution was then loaded onto a column of CHP20P (Mitsubishi Chemical Corporation) and the disalt 8g eluted with deionized water; 43 mg, 43%; ¹H NMR (D₂O): δ 6.57 (s, 1H), 5.61 (s, 1H), 4.63 (d, J=12.3 Hz, 1H), 4.36 (s, 1H), 3.93–3.87 (m, 5H), 1.37 (s, 3H).

EXAMPLE 21

Sodium salt of 2 β -[(1-methyl-1H-tetrazol-5-yl)thio]acetoxymethyl]-6-[(Z)-(methoxycarbonyl)methylene]penicillinate 1,1-dioxide (8h)

Compound 7h (175 mg, 0.3 mmol) was dissolved in anisole (0.98 mL, 9.0 mmol) and cooled in an ice bath. To this solution was added trifluoroacetic acid (2.77 mL, 36.02 mmol) and stirring was continued for 15 minutes at 0° C. Volatiles were removed in vacuo and the residue dissolved in EtOAc (20 mL) and extracted with aqueous 5% NaHCO₃ (10 mL). The aqueous solution was then loaded onto a column of CHP20P (Mitsubishi Chemical Corporation) and the salt 8h eluted with 6% EtOH/H₂O; 69 mg, 53%; ¹H NMR (D₂O): δ 6.69 (s, 1H), 5.74 (s, 1H), 4.63 (d, J=12.2 Hz, 1H), 4.48 (d, J=12.23 Hz, 1H), 4.46 (s, 1H), 3.93 (m, 5H), 3.77 (s, 3H), 1.41 (s, 3H).

EXAMPLE 22

Benzhydryl 2 β -(chloromethyl)-6-[(Z)-(t-butoxycarbonyl)methylene]penicillinate (10a)

A solution of 5a (2.5 g, 3.88 mmol) and CuCl₂ (0.63 g, 4.66 mmol) in CH₂Cl₂ (60 mL) was stirred for 7 hours at room temperature. The reaction mixture was filtered and filtrate was washed with saturated NaHCO₃ (100 mL). The organic layer was dried (Na₂SO₄), concentrated, and purified by column chromatography to give the title compound 10a; 1.43 g, 72%, ¹H NMR (CDCl₃): δ 7.37–7.31 (m, 10H), 6.96 (s, 1H), 6.18 (s, 1H), 6.02 (s, 1H), 5.24 (s, 1H), 3.53 (d, J=11.8 Hz, 1H), 3.43 (d, J=11.8 Hz, 1H), 1.51 (s, 9H), 1.34 (s, 3H).

EXAMPLE 23

Benzhydryl 2 β -(chloromethyl)-6-[(Z)-(methoxycarbonyl)methylene]penicillinate (10b)

A solution of 5b (0.8 g, 1.33 mmol) and CuCl₂ (0.214 g, 1.59 mmol) in CH₂Cl₂ (20 mL) was stirred for 7 hours at room temperature. The reaction mixture was filtered and filtrate was washed with saturated NaHCO₃ (20 mL). The organic layer was dried (Na₂SO₄), concentrated, and purified by column chromatography to give the title compound

US 6,770,759 B2

21

10b; 0.42 g, 75%; ¹H NMR (CDCl₃): δ 7.39–7.35 (m, 10H), 6.96 (s, 1 H), 6.31 (s, 1H), 6.05 (s, 1H), 5.23 (s, 1H), 3.81 (s, 3H), 3.55 (d, J=12.3 Hz, 1 H), 3.41 (d, J=12.3 Hz, 1H), 1.32 (s, 3H).

EXAMPLE 24

Benzhydryl 2β-(chloromethyl)-6-[(Z)-(t-butoxycarbonyl)methylene]penicillinate 1,1-dioxide (11a)

To a solution of sulfide 10a, (400 mg, 0.78 mmol) in CH₂Cl₂ (20 mL) and pH 6.4 phosphate buffer solution (20 mL) was added mCPBA (70%, 424 mg, 1.72 mmol). The mixture was stirred at room temperature for 18 hours, and then diluted with CH₂Cl₂ (10 mL). The organic layer was washed with NaHCO₃ solution (20 mL), dried (Na₂SO₄), concentrated and purified by column chromatography to give the title compound 11a; 360 mg, 86%; ¹H NMR (CDCl₃): δ 7.38–7.33 (10 H, m), 6.99 (1H, s), 6.53 (1H, s), 5.65 (1H, s), 4.69 (1H, s), 4.23 (1H, d, J=12.1 Hz), 3.96 (1H, d, J=12.1 Hz), 1.51 (9H, s), 1.09 (3H, s)

EXAMPLE 25

Benzhydryl 2β-(chloromethyl)-6-[(Z)-(methoxycarbonyl)methylene]penicillinate 1,1-dioxide (11b)

To a solution of sulfide 10b, (300 mg, 0.73 mmol) in CH₂Cl₂ (15 mL) and pH 6.4 phosphate buffer solution (15 mL) was added mCPBA (70%, 395 mg, 1.6 mmol). The mixture was stirred at room temperature for 18 hours, and then diluted with CH₂Cl₂ (10 mL). The organic layer was washed with NaHCO₃ solution (20 mL), dried (Na₂SO₄), concentrated and purified by column chromatography to give the title compound 11b; 240 mg, 74%; ¹H NMR (CDCl₃): δ 7.38–7.33 (10 H, m), 6.98 (1H, s), 6.61 (1H, s), 5.49 (1H, s), 4.87 (1H, s), 3.97 (1H, d, J=12.3 Hz), 3.86 (s, 3H), 3.80 (1H, d, J=12.3 Hz), 1.32 (3H, s).

EXAMPLE 26

Disodium salt of 2β-(chloromethyl)-6-[(Z)-carboxymethylene]penicillinate 1,1-dioxide (12c).

To a solution of sulfone 11a, (300 mg, 0.55 mmol) in anisole (1.8 mL, 16.5 mmol) at 0° C. was added trifluoroacetic acid (5.1 mL, 66.0 mmol) over 5 minutes under argon. The reaction mixture was stirred for 10 minutes at 0° C. Excess TFA and anisole were removed in vacuo. The residue was again dissolved in EtOAc (25 mL) and treated with aqueous NaHCO₃ (70 mg solid, 0.825 mmol, dissolved in 10 mL H₂O) and aqueous layer was purified on a column of CHP20P (Mitsubishi Chemical Corporation) (deionized water as eluent) to give the title compound 12c; 65 mg; ¹H NMR (D₂O): δ 6.54 (1H, s), 5.87 (1H, s), 4.31 (1H, s), 4.05 (2H, ABq, J=12.1 Hz), 1.39 (3H, s).

EXAMPLE 27

Sodium salt of 2β-(chloromethyl)-6-[(Z)-(t-butoxycarbonyl)methylene]penicillinic acid 1,1-dioxide (12a)

The column described in Example 26 was further eluted (7% EtOH in water) to give the title compound 12a; 50 mg; ¹H NMR (D₂O): δ 6.54 (1H, s), 6.02 (1H, s), 4.39 (1H, s), 4.08 (2H, ABq, J=12.1 Hz), 1.47 (9H, s), 1.41 (3H, s).

EXAMPLE 28

Sodium salt of 2β-(chloromethyl)-6-[(Z)-(methoxycarbonyl)methylene]penicillanic acid 1,1-dioxide (12b)

To a solution of sulfone 11b, (280 mg, 0.629 mmol) in anisole (2.1 mL, 18.9 mmol) at 0° C. was added trifluoro-

22

acetic acid (5.82 mL, 75.5 mmol) over 5 minutes under argon. The reaction mixture was stirred for 15 minutes at 0° C. Excess TFA and anisole were removed in vacuo. The residue was again dissolved in EtOAc (20 mL) and treated with aqueous NaHCO₃ (5%, 20 mL) and aqueous layer was purified on a column of CHP20P (Mitsubishi Chemical Corporation) (4% EtOH in deionized water as eluent) to give the title compound 12b; 123 mg, 62%; ¹H NMR (D₂O): δ 6.72 (1H, s), 5.84 (1H, s), 4.45 (1H, s), 4.19 (1H, d, J=12.4 Hz), 4.08 (1H, d, J=12.4 Hz, 1H), 3.76 (3H, s), 1.60 (3H, s).

EXAMPLE 29

Benzhydryl 2β-(hydroxymethyl)-6-[(Z)-(t-butoxycarbonyl)methylene]penicillinate (13)

Chloroacetate 6b (1.9 g, 3.33 mmol) was dissolved in DMF (4 mL) and cooled to 0° C. Pyridine (1.47 mL, 18.3 mmol) was added. Thiourea (0.76 g, 9.99 mmol) was added to the solution and it was stirred at 0° C. until all the thiourea was dissolved. The ice bath was then removed and the reaction allowed to reach room temperature. The volatiles were then removed in vacuo and the residue dissolved in EtOAc (30 mL). This solution was then washed with water (50 mL), dried (Na₂SO₄), and concentrated to produce alcohol 13 (1.48 g, 90%) which was used in Example 30 without further purification; ¹H NMR (CDCl₃): δ 7.39–7.29 (m, 10H), 6.95 (s, 1 H), 6.16 (s, 1H), 5.99 (s, 1H), 4.99 (s, 1H), 3.49 (d, J=11.6 Hz, 1 H), 3.40 (d, J=11.6 Hz, 1H), 1.49 (s, 9H), 1.26 (s, 3H).

EXAMPLE 30

Benzhydryl 2β-(formyl)-6-[(Z)-(t-butoxycarbonyl)methylene]penicillinate (14)

A solution of oxalyl chloride (0.264 mL, 3.03 mmol) in CH₂Cl₂ (16 mL) was cooled to -78° C. and anhydrous DMSO (0.267 mL, 3.43 mmol) was added dropwise. The solution was stirred at -78° C. for 15 minutes, then a solution of alcohol 13 in CH₂Cl₂ (5 mL) was added dropwise. The reaction mixture was stirred for 3 hours at -78° C. and then triethylamine (0.983 mL, 7.07 mmol) was added. The reaction mixture was allowed to reach -10° C. The reaction was then quenched with 1N HCl (0.5 mL) and the organic layer was washed with water (30 mL), dried (Na₂SO₄), and concentrated to produce aldehyde 14 in quantitative yield which was used in Example 31 without further purification; ¹H NMR (CDCl₃): δ 9.09 (s, 1H), 7.38–7.31 (m, 10H), 6.97 (s, 1 H), 6.14 (s, 1H), 6.02 (s, 1H), 5.41 (s, 1H) 1.51 (s, 9H), 1.27 (s, 3H).

EXAMPLE 31

Benzhydryl 2β-[(E/Z)-(cyanoethenyl)]-6-[(Z)-(t-butoxycarbonyl)methylene]penicillinate (15)

A solution of aldehyde 14 (1 g, 2.03 mmol) in acetonitrile (10 mL) was added dropwise at -20° C. to a suspension of cyanomethylenetriphenylphosphorane (0.61 g, 2.03 mmol) and 0.4 M LiClO₄ in acetonitrile (10 mL). After 4 hours, the solvent was evaporated and the residue dissolved in EtOAc (50 mL). The organic layer was washed with water (50 mL), dried (Na₂SO₄), concentrated and purified by column chromatography to give the title compound 15; 0.41 g, 40%; ¹H NMR (CDCl₃): (major Z isomer) δ 7.41–7.38 (m, 10H), 6.99 (s, 1 H), 6.48 (d, J=11.9 Hz, 1H), 6.23 (s, 1H), 6.09 (s, 1H), 5.39 (d, J=11.9 Hz, 1H), 4.99 (s, 1H), 1.54 (s, 3H), 1.53 (s, 9H).

US 6,770,759 B2

23

EXAMPLE 32

Benzhydryl 2β-[(E/Z)-(cyanoethenyl)]-6-[(Z)-(t-butoxycarbonyl)-methylene]penicillin-ate 1,1-dioxide (16)

To a solution of sulfide 15 (0.35 g, 0.678 mmol) in CH₂Cl₂ (10 mL) was added mCPBA (70%, 0.37 g, 1.49 mmol) in one portion followed by pH 6.4 phosphate buffer solution (10 mL) and the reaction mixture was stirred overnight. The organic layer was separated, washed with saturated aqueous NaHCO₃ (1x20 mL), dried (Na₂SO₄), concentrated and purified by silica gel chromatography to give the title compound 16; 0.240 g, 65%; ¹H NMR (CDCl₃): (major isomer) δ 7.38–7.27 (10 H, m), 6.98 (1H, s), 6.59 (1H, s), 6.43 (d, J=16.4 Hz, 1H), 5.53 (s, 1H), 5.35 (d, J=16.4 Hz, 1H), 4.67 (s, 1H), 1.52 (s, 9H), 1.51 (s, 3H).

EXAMPLE 33

Disodium Salt of 2β-[(E/Z)-(cyanoethenyl)]-6-[(Z)-carboxymethylene]penicillinate 1,1-dioxide (17)

To a solution of sulfone 16, (240 mg, 0.438 mmol) in anisole (1.43 mL, 13.1 mmol) at 0° C. was added trifluoroacetic acid (4.1 mL, 53.5 mmol) over 5 minutes under argon. The reaction mixture was stirred for 30 minutes at 0° C. Excess TFA and anisole were removed in vacuo. The residue was again dissolved in EtOAc (20 mL) and treated with aqueous NaHCO₃ (67 mg solid, 0.79 mmol, dissolved in 10 mL H₂O) and aqueous layer was purified on a column of CHP20P (Mitsubishi Chemical Corporation) to give the title compound 17; 60 mg, 37%; ¹H NMR (D₂O): δ 6.73 (d, J=16.3 Hz, 1H), 6.42 (1H, s), 5.73 (d, J=16.3 Hz, 1H), 5.54 (1H, s), 4.16 (1H, s), 1.47 (3H, s).

EXAMPLE 34

Benzhydryl 2β-[[3',4'-di-(4-methoxybenzyloxy)phenyl]acetoxyl]-methyl-6-[(Z)-(t-butoxycarbonyl)methylene]penicillinate (6i)

Using a procedure similar to that described in Example 6, except replacing the disulfide 5b and the chloroacetic acid used therein with disulfide 5a and 3,4-di(4-methoxybenzyloxy)phenylacetic acid, the title compound was prepared; ¹H NMR (CDCl₃): δ 7.25–7.36 (m, 15H), 6.48–6.90 (m, 7H), 6.17 (s, 1H), 6.00 (s, 1H), 5.04 (s, 2H), 4.99 (s, 2H), 4.61 (s, 1H), 4.02 (d, J=8.24 Hz, 1H), 3.81 (s, 3H), 3.77 (s, 3H), 3.78 (d, J=8.24 Hz, 1H), 3.55 (s, 2H), 1.52 (s, 9H), 1.48 (s, 3H).

EXAMPLE 35

Benzhydryl 2β-[[3',4'-di-(4-methoxybenzyloxy)phenyl]acetoxyl]-methyl-6-[(Z)-(t-butoxycarbonyl)methylene]-1,1-dioxopenicillinate (7i)

Using a procedure similar to that described in Example 12, except replacing the compound 6f used therein with the compound 6i, the title compound was prepared; ¹H NMR (CDCl₃): δ 7.26–7.36 (m, 15H), 6.85–6.89 (m, 8H), 6.48 (s, 1H), 5.46 (s, 1H), 5.03 (s, 4H), 4.78 (s, 1H), 4.54 (d, J=6.98 Hz, 1H), 4.37 (d, J=6.98 Hz, 1H), 3.80 (s, 6H), 3.53 (s, 2H), 1.55 (s, 3H), 1.53 (s, 9H).

EXAMPLE 36

Disodium Salt of 2β-[[3',4'-Dihydroxyphenyl]acetoxyl]-methyl-6-[(Z)-carboxymethylene]-1,1-dioxopenicillinate (8i)

Using a procedure similar to that described in Example 21, except replacing the compound 7h used therein with

24

compound 7i, the title compound was prepared; ¹H NMR (CDCl₃): δ 6.53–6.77 (m, 4H), 5.77 (s, 1H), 4.41 (d, J 8.24 Hz, 1H), 3.54 (s, 2H), 1.40 (s, 3H).

EXAMPLE 37

Sodium 2β-(acetoxymethyl)-1,1-dioxo-6-[(Z)-2'-pyridylmethylene]penicillinate (29a)

A solution of benzyl ester 28a (330 mg, 0.702 mmol) and Lil (376 mg, 2.81 mmol) in EtOAc (15 mL) was heated to reflux for 12 hours. The reaction mixture was cooled to room temperature, diluted with EtOAc (25 mL) and extracted with 5% NaHCO₃ solution (20 mL). The aqueous layer was loaded onto a column of CHP20P (Mitsubishi Chemical Corporation) and compound 29a (123 mg, 44%) was eluted with 5–10% EtOH-H₂O; ¹H NMR (D₂O): δ 8.57 (d, J=4.5 Hz, 1H), 7.81 (m, 1H), 7.52 (d, J=7.69 Hz, 1H), 7.42 (s, 1H), 7.37 (m, 1H), 5.98 (s, 1H), 4.60 (d, J=12.3 Hz, 1H), 4.45 (m, 2H), 2.04 (s, 3H), 1.51 (s, 3H).

The intermediate compound 28a was prepared as follows.

a. 4-(2'-Benzothiazolyldithio)-3-[(allyloxycarbonyl)amino]-1-[1'-benzyloxycarbonyl-2'-methylprop-2'-enyl]azetidin-2-one (22a). A solution of sulfoxide 21a (48 g, 0.118 mol) and 2-mercaptothiazole (19.8 g, 0.118 mol) in toluene (1.5 L) was heated to reflux for 3.5 hours. Toluene was removed under reduced pressure to obtain the disulfide 22a in quantitative yield; ¹H NMR (CDCl₃): δ 7.72 (1H, d, J=8.1 Hz), 7.58 (1H, d, J=8.1 Hz), 7.69–7.25 (7 H, m), 6.09 (1H, bd, J=10.7 Hz), 5.65 (1H, m), 5.35 (1H, d, J=4.4 Hz), 5.14–4.94 (4 H, m), 4.85 (1H, s), 4.77 (1 H, s), 4.41 (2 H, m), 1.89 (3H, s).

b. Benzyl 2β-(acetoxymethyl)-6-[(allyloxycarbonyl)amino]penicillinate (23a). A mixture of disulfide 22a (9.0 g, 16.2 mmol), acetic acid (40 mL, 697.3 mmol), and silver acetate (5.6 g, 33.7 mmol) in CH₂Cl₂ (350 mL) was stirred for 4 hours at room temperature. The reaction mixture was filtered and the filtrate washed with 10% NaHCO₃ solution (500 mL). The organic layer was dried over Na₂SO₄, concentrated, and purified by silica gel chromatography to yield a 4:1 mixture of cepham 24a and penam 23a (yield 6.4 g, 88.3%); ¹H NMR (CDCl₃): δ 7.37 (bs, 5H), 5.92 (m, 2H), 5.61 (d, J=4.16 Hz, 1H), 5.43 (m, 1H), 5.35–5.17 (m, 4H), 4.69 (s, 1H), 4.61 (bd, 2H), 4.37 (d, J=11.6 Hz, 1H), 3.80 (d, J=11.6 Hz, 1H), 2.11 (s, 3H), 1.41 (s, 3H).

c. Benzyl 2β-(acetoxymethyl)-6-aminopenicillinate (25a). To a solution of carbamate 23a (6.0 g, 13.42 mmol), acetic acid (1.8 mL, 32.2 mmol), and Pd(PPh₃)₄ (310 mg, 0.268 mmol) in CH₂Cl₂ (600 mL) was added tributyltin hydride (3.98 mL, 14.8 mmol) and the reaction was stirred for 30 minutes at room temperature. The reaction mixture was washed with NaHCO₃ solution (200 mL) and dried over Na₂SO₄. Purification by silica gel chromatography yielded amine 25a (3.25 g, 66.7%); ¹H NMR (CDCl₃): δ 7.37–7.32 (m, 5H), 5.55 (d, J=4.20 Hz, 1H), 5.19 (m, 2H), 4.70 (s, 1H), 4.53 (d, J=4.20 Hz, 1H), 4.23 (d, J=11.5 Hz, 1H), 3.87 (d, J=11.5 Hz, 1H), 2.06 (s, 3H), 1.35 (s, 3H).

d. Benzyl 2β-(acetoxymethyl)-6-oxopenicillinate (26a). To a solution of amine 25a (2.2 g, 6.06 mmol) in EtOAc (50 mL) was added isopropyl nitrite (2.03 mL, 9.09 mmol, 40% solution in CH₂Cl₂) followed by trifluoroacetic acid (0.014 mL, 0.18 mmol). The reaction mixture was stirred for 30 minutes at room temperature. Volatiles were removed in vacuo and the yellow solid was dissolved in C₆H₆ (10 mL). To this solution was added propylene oxide (20 mL) followed by Rh₂(OOct)₄ (15 mg) and the reaction mixture was stirred for 20 minutes at room temperature. Volatiles were

25

removed to obtain the ketone 26a (2.2 g, quantitative); ¹H NMR (CDCl₃): δ 7.39–7.36 (m, 5H), 5.77 (s, 1H), 5.22 (s, 2H), 5.02 (s, 1H), 4.09 (d, J=11.9 Hz, 1H), 3.84 (d, J=11.9 Hz, 1H), 2.07 (s, 3H), 1.37 (s, 3H).

e. Benzyl 2β-(acetoxymethyl)-6-[(Z)-2'-pyridylmethylene]penicillinate (27a). To a suspension of triphenyl(2-pyridylmethyl)phosphonium chloride (3.55 g, 9.12 mmol) in dry THF (30 mL) was added NaNH₂ (0.31 g, 7.9 mmol) and the reaction mixture was stirred for 1 hour at room temperature. The solution was then allowed to stand motionless (in order to allow the precipitate to settle) for 2 hours. A second solution of ketone 26a (2.2 g, 6.1 mmol) in dry THF (20 mL) was chilled to -78° C. To this ketone solution was carefully added the supernatant solution of the Wittig ylide at -78° C. and the reaction mixture stirred for 40 minutes at the same temperature. The reaction mixture was then quenched with sat NH₄Cl solution (50 mL) and extracted with CH₂Cl₂ (100 mL). The organic layer was dried, concentrated, and purified by silica gel chromatography to produce 27a (1.49 g, 56%); ¹H NMR (CDCl₃): δ 8.62 (d, J=4.27 Hz, 1H), 7.69 (m, 1H), 7.42–7.33 (m, 5H), 6.92 (s, 1H), 6.27 (s, 1H), 5.23 (s, 2H), 4.93 (s, 1H), 4.10 (d, J=11.8 Hz, 1H), 3.83 (d, J=11.8 Hz, 1H), 2.07 (s, 3H), 1.27 (s, 3H).

f. Benzyl 2β-(acetoxymethyl)-1,1-dioxo-6-[(Z)-2'-pyridylmethylene]penicillinate (28a). To a solution of sulfide 27a (1.1 g, 2.51 mmol) in CH₂Cl₂ (30 mL) was added mCPBA (70%, 1.37 g, 5.53 mmol) followed by pH 6.4 phosphate buffer solution (30 mL) and the reaction mixture was stirred overnight at room temperature. The organic layer was separated, washed with 5% NaHCO₃ solution (50 mL), dried, concentrated and purified by column chromatography to yield the sulfone 28a (0.78 g, 66.1%); ¹H NMR (CDCl₃): δ 8.68 (d, J=4.28 Hz, 1H), 7.72 (m, 1H), 7.37 (m, 5H), 7.30 (m, 1H), 7.26 (s, 1H), 5.76 (s, 1H), 5.29 (d, J=11.9 Hz, 1H), 5.23 (d, J=11.9 Hz, 1H), 4.69 (s, 1H), 4.57 (d, J=12.0 Hz, 1H), 4.39 (d, J=12.0 Hz, 1H), 2.06 (s, 3H), 1.39 (s, 3H).

The intermediate compounds 20a and 21a (FIG. 8) can be prepared as described by Buynak et. al. *J. Am. Chem. Soc.* 120, 6846–6847 (1998). Example 38. Sodium 1,1-Dioxo-2β-(phenylacetoxymethyl)-6-[(Z)-2'-pyridylmethylene]penicillinate (29b).

A solution of benzhydryl ester 28b (590 mg, 1.08 mmol) was dissolved in anisole (3.5 mL, 32.4 mmol) and cooled to 0° C. To this solution was added TFA (10 mL, 129.6 mmol) at 0° C. and the reaction was stirred for 20 minutes at the same temperature. Volatiles were removed in vacuo, and the residue was dissolved in ethyl acetate (30 mL) and extracted with 10% NaHCO₃ solution (20 mL). The aqueous layer was loaded onto a column of CHP20P (Mitsubishi Chemical Corporation) and compound 29b (298 mg, 69%) was eluted with 5–10% EtOH-H₂O; ¹H NMR (D₂O): δ 8.53 (d, J=4.5 Hz, 1H), 7.77 (m, 1H), 7.47 (d, J=7.72 Hz, 1H), 7.33 (m, 2H), 7.24–7.17 (m, 5H), 5.89 (s, 1H), 4.60 (d, J=12.6 Hz, 1H), 4.41 (d, J=12.6 Hz, 1H), 4.38 (s, 1H), 3.65 (s, 2H), 1.39 (s, 3H).

The intermediate compound 28b was prepared as follows.

a. 4-(2'-Benzothiazolyldithio)-3-[(allyloxycarbonyl)amino]-1-[1'-benzhydryloxy-carbonyl-2'-methylprop-2'-enyl]azetidin-2-one (22b). To a solution of benzhydryl 6-[(allyloxycarbonyl)amido]penicillinate sulfoxide, 21b, (26.0 g, 53.9 mmol) in toluene (800 mL) was added 2-mercaptobenzothiazole (19.8 g, 53.9 mmol) and the reaction was heated to reflux for 3.5 hours. Volatiles were removed under reduced pressure to give 22b (quantitative yield); ¹H NMR (CDCl₃): δ 7.85 (1H, d, J=8.1 Hz), 7.72

26

(1H, d, J=8.1 Hz), 7.50–7.10 (12 H, m), 6.90 (1H, s), 6.15 (1H, bd, J=10.5 Hz), 5.85 (1H, m), 5.50 (1H, d, J=4.4 Hz), 5.35–5.17 (3 H, m), 5.12 (1H, s), 5.02 (1 H, s), 4.95 (1 H, s), 4.55 (2 H, m), 1.89 (3H, s).

b. Benzhydryl 2β-(phenylacetoxymethyl)-6-[(allyloxycarbonyl)amino]penicillinate (23b). A mixture of disulfide 22b (6.3 g, 9.99 mmol), phenylacetic acid (58.4 g, 429.3 mmol) and silver acetate (3.47 g, 20.8 mmol) in CH₂Cl₂ (180 mL) was stirred at room temperature for 4 hours. The reaction mixture was filtered and the filtrate was washed with 10% NaHCO₃ solution (500 mL). The organic layer was dried over Na₂SO₄, concentrated and purified by silica gel chromatography to yield a 4:1 mixture of penam 23b and cepham 24b (yield 4.5 g, 75%); ¹H NMR (CDCl₃): δ 7.44–7.26 (m, 15H), 6.93 (s, 1H), 5.95 (m, 1H), 5.87 (bd, 1H), 5.60 (d, J=4.8 Hz, 1H), 5.51 (m, 1H), 5.35–5.23 (m, 2H), 4.71 (s, 1H), 4.61 (bd, 2H), 4.34 (d, J=11.6 Hz, 1H), 3.83 (d, J=11.8 Hz, 1H), 2.16 (s, 3H), 1.19 (s, 3H).

c. Benzhydryl 2β-(phenylacetoxymethyl)-6-aminopenicillinate (25b). To a solution of carbamate 23b (4.5 g, 7.5 mmol), acetic acid (1.02 mL, 17.98 mmol) and Pd(PPh₃)₄ (172 mg, 1.5 mmol) in CH₂Cl₂ (450 mL) was added (n-Bu)₃SnH (2.21 mL, 8.24 mmol) and the reaction was stirred for 30 minutes at room temperature. The reaction mixture was washed with NaHCO₃ solution (200 mL), and the organic layer was dried, concentrated, and purified by silica gel chromatography to give amine 25b (2.3 g, 70%); ¹H NMR (CDCl₃): δ 7.36–7.24 (m, 15H), 6.93 (s, 1H), 5.56 (d, J=4.24 Hz, 1H), 4.75 (s, 1H), 4.53 (d, J=4.24 Hz, 1H), 4.26 (d, J=11.5 Hz, 1H), 4.00 (d, J=11.5 Hz, 1H), 3.68 (q, 2H), 1.18 (s, 3H).

d. Benzhydryl 2β-(phenylacetoxymethyl)-6-oxopenicillinate (26b). To a solution of amine 25b (2.0 g, 4.45 mmol) in EtOAc (40 mL) was added isopropyl nitrite (1.52 mL, 6.83 mmol, 40% solution in CH₂Cl₂) followed by trifluoroacetic acid (0.010 mL, 0.14 mmol). The reaction mixture was stirred for 30 minutes at room temperature. Volatiles were removed in vacuo and the yellow solid was dissolved in benzene (10 mL). To this solution was added propylene oxide (20 mL) followed by Rh₂(OOEt)₄ (15 mg) and the reaction mixture was stirred for 20 minutes at room temperature. Volatiles were removed to obtain the ketone 26b (2.0 g, quantitative); ¹H NMR (CDCl₃): δ 7.39–7.27 (m, 15H), 6.97 (s, 1H), 5.81 (s, 1H), 5.08 (s, 1H), 4.14 (d, J=11.9 Hz, 1H), 3.80 (d, J=11.9 Hz, 1H), 3.64 (q, 2H), 1.19 (s, 3H).

e. Benzhydryl 2β-(phenylacetoxymethyl)-6-[(Z)-2'-pyridylmethylene]penicillinate (27b). To a suspension of triphenyl(2-pyridylmethyl)phosphonium chloride (2.67 g, 6.84 mmol) in dry THF (20 mL) was added NaNH₂ (0.23 g, 5.94 mmol) and the reaction mixture was stirred for 1 hour at room temperature. The solution was then allowed to stand motionless (in order to allow the precipitate to settle) for 2 hours. A second solution of ketone 26b (2.0 g, 4.57 mmol) in dry THF (20 mL) was chilled to -78° C. To this ketone solution was carefully added the supernatant solution of the Wittig ylide at -78° C. and the reaction mixture stirred for 40 minutes at the same temperature. The reaction mixture was then quenched with sat NH₄Cl solution (50 mL) and extracted with CH₂Cl₂ (100 mL). The organic layer was dried, concentrated, and purified by silica gel chromatography to produce 27b (760 mg, 32%); ¹H NMR (CDCl₃): δ 8.64 (d, J=4.18 Hz, 1H), 7.70 (m, 1H), 7.40–7.21 (m, 17 H), 6.97 (s, 1H), 6.94 (s, 1H), 6.28 (s, 1H), 4.97 (s, 1H), 4.12 (d, J=11.8 Hz, 1H), 3.82 (d, J=11.8 Hz, 1H), 3.66 (q, 2H), 1.23 (s, 3H).

27

f. Benzhydryl 1,1-dioxo-2β-(phenylacetoxy)methyl-6 [(Z)-2'-pyridylmethylene]penicillinate (28b). To a solution of sulfide 27b (0.7 g, 1.36 mmol) in CH₂Cl₂ (30 mL) was added mCPBA (70%, 0.71 g, 2.86 mmol) followed by pH 6.4 phosphate buffer solution (30 mL) and the reaction mixture was stirred overnight at room temperature. The organic layer was separated, washed with 5% NaHCO₃ solution (50 mL), dried, concentrated and purified by column chromatography to yield the sulfone 28b (0.595 g, 80%); ¹H NMR (CDCl₃): δ 8.70 (d, J=3.76 Hz, 1H), 7.73 (m, 1H) 7.36–7.26 (m, 17H), 6.97 (s, 1H), 5.75 (s, 1H), 4.73 (s, 1H), 4.63 (d, J=12.3 Hz, 1H), 4.40 (d, J=12.3 Hz, 1H), 3.65 (s, 2H), 1.15 (s, 3H).

The intermediate compounds 20b and 21b (FIG. 8) can be prepared as described by Buynak et. al. *J Am. Chem. Soc.* 120, 6846–6847 (1998).

EXAMPLE 39

The following illustrate representative pharmaceutical dosage forms, containing a compound of formula I ('Compound X'), for therapeutic or prophylactic use in humans.

(i) Tablet 1	mg/tablet
'Compound X'	100.0
Lactose	77.5
Povidone	15.0
Croscarmellose sodium	12.0
Microcrystalline cellulose	92.5
Magnesium stearate	3.0
	300.0
(ii) Tablet 2	mg/tablet
'Compound X'	20.0
Microcrystalline cellulose	410.0
Starch	50.0
Sodium starch glycolate	15.0
Magnesium stearate	5.0
	500.0
(iii) Capsule	mg/capsule
'Compound X'	10.0
Colloidal silicon dioxide	1.5
Lactose	465.5
Pregelatinized starch	120.0
Magnesium stearate	3.0
	600.0
(iv) Injection 1 (1 mg/ml)	mg/ml
'Compound X' (free acid form)	1.0
Dibasic sodium phosphate	12.0
Monobasic sodium phosphate	0.7
Sodium chloride	4.5
1.0 N Sodium hydroxide solution (pH adjustment to 7.0–7.5)	q.s.
Water for injection	q.s. ad 1 mL
(v) Injection 2 (10 mg/ml)	mg/ml
'Compound X' (free acid form)	10.0
Monobasic sodium phosphate	0.3
Dibasic sodium phosphate	1.1
Polyethylene glycol 400	200.0

28

-continued

01 N Sodium hydroxide solution (pH adjustment to 7.0–7.5)	q.s.
Water for injection	q.s. ad 1 mL
(vi) Aerosol	mg/can
'Compound X'	20.0
Oleic acid	10.0
Trichloromonofluoromethane	5,000.0
Dichlorodifluoromethane	10,000.0
Dichlorotetrafluoroethane	5,000.0
(vii) Tablet	mg/tablet
'Compound X'	100.0
β-lactam antibiotic	100.0
Lactose	77.5
Povidone	15.0
Croscarmellose sodium	12.0
Microcrystalline cellulose	92.5
Magnesium stearate	3.0
	400.0
(viii) Tablet	mg/tablet
'Compound X'	20.0
β-lactam antibiotic	10.0
Microcrystalline cellulose	410.0
Starch	50.0
Sodium starch glycolate	15.0
Magnesium stearate	5.0
	510.0
(ix) Capsule	mg/capsule
'Compound X'	10.0
β-lactam antibiotic	10.0
Colloidal silicon dioxide	1.5
Lactose	465.5
Pregelatinized starch	120.0
Magnesium stearate	3.0
	610.0
(x) Injection 1 (1 mg/ml)	mg/ml
'Compound X' (free acid form)	1.0
β-lactam antibiotic	1.0
Dibasic sodium phosphate	12.0
Monobasic sodium phosphate	0.7
Sodium chloride	4.5
1.0 N Sodium hydroxide solution (pH adjustment to 7.0–7.5)	q.s.
Water for injection	q.s. ad 1 mL

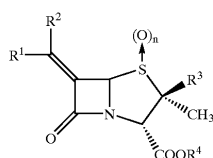
The above formulations may be obtained by conventional procedures well known in the pharmaceutical art. The β-lactam antibiotic in the above formulations can be any β-lactam antibiotic, including those identified specifically hereinabove.

All publications, patents, and patent documents are incorporated by reference herein, as though individually incorporated by reference. The invention has been described with reference to various specific and preferred embodiments and techniques. However, it should be understood that many variations and modifications may be made while remaining within the spirit and scope of the invention.

29

what is claimed is:

1. A process for preparing a compound of formula (I):



wherein

R¹ and R² are each independently hydrogen, (C₁-C₁₀) alkyl, (C₃-C₈)cycloalkyl, (C₂-C₁₀)alkenyl, (C₂-C₁₀) alkynyl, —COOR_a, —CONR_bR_c, cyano, —C(=O)R_d, —OR_e, aryl, heteroaryl, oxazolidinyl, isoxazolidinyl, morpholinyl, —S(O)_mR_p, —NR_gR_h, azido, or halo;

R³ is (C₃-C₁₀)alkyl, (C₂-C₁₀)alkenyl, (C₂-C₁₀)alkynyl, (C₁-C₁₀)alkanoyl, (C₃-C₈)cycloalkyl, aryl, heteroaryl, aryl(C₁-C₁₀)alkyl, heteroaryl(C₁-C₁₀)alkyl, or —CH₂R_i, wherein R_i is halo, cyano, cyanato, —OR_j, —NR_kR_l, azido, —SR_m, or (C₃-C₈)cycloalkyl;

R⁴ is hydrogen;

m and n are each independently 0, 1, or 2;

each R_a-R_f is independently hydrogen, (C₁-C₁₀)alkyl, (C₃-C₈)cycloalkyl, (C₂-C₁₀)alkenyl, (C₂-C₁₀)alkynyl, aryl, heteroaryl, oxazolidinyl, isoxazolidinyl, or morpholinyl;

each R_g or R_h is independently hydrogen, (C₁-C₁₀)alkyl, (C₃-C₈)cycloalkyl, (C₂-C₁₀)alkenyl, (C₂-C₁₀)alkynyl, (C₁-C₁₀)alkanoyl, aryl, benzyl, phenethyl, heteroaryl oxazolidinyl, isoxazolidinyl, or morpholinyl; or R_g and R_h together with the nitrogen to which they are attached are triazolyl, imidazolyl, oxazolidinyl, isoxazolidinyl, pyrrolyl, morpholino, piperidino, pyrrolidino, pyrazolyl, indolyl, or tetrazolyl;

R_j is hydrogen, (C₁-C₁₀)alkyl, (C₃-C₈)cycloalkyl, (C₂-C₁₀)alkenyl, (C₂-C₁₀)alkynyl, —C(=O)N(R_p)₂, aryl, heteroaryl, arylcarbonyl, heteroarylcarbonyl, or (C₁-C₁₀)alkanoyl, wherein each R_p is independently hydrogen, (C₁-C₁₀)alkyl, aryl, benzyl, phenethyl, or heteroaryl;

each R_k or R_l is independently hydrogen, (C₁-C₁₀)alkyl, (C₃-C₈)cycloalkyl, (C₂-C₁₀)alkenyl, (C₂-C₁₀)alkynyl, (C₁-C₁₀)alkanoyl, —C(=O)N(R_z)₂, aryl, benzyl, phenethyl, heteroaryl oxazolidinyl, isoxazolidinyl, or morpholinyl, wherein each R_z is independently hydrogen, (C₁-C₁₀)alkyl, aryl, benzyl, phenethyl, or heteroaryl; or R_k and R_l together with the nitrogen to which they are attached are triazolyl, imidazolyl, oxazolidinyl, isoxazolidinyl, pyrrolyl, morpholino, piperidino, pyrrolidino, pyrazolyl, indolyl, or tetrazolyl; and

R_m is hydrogen, (C₁-C₁₀)alkyl, (C₃-C₈)cycloalkyl, (C₂-C₁₀)alkenyl, (C₂-C₁₀)alkynyl, cyano, aryl, benzyl, phenethyl, heteroaryl, oxazolidinyl, isoxazolidinyl, or morpholinyl;

wherein any (C₁-C₁₀)alkyl, (C₃-C₈)cycloalkyl, (C₂-C₁₀) alkenyl, (C₂-C₁₀)alkynyl, (C₁-C₁₀)alkanoyl, aryl, benzyl, phenethyl, heteroaryl, heteroaryl, arylcarbonyl, heteroarylcarbonyl, oxazolidinyl, isoxazolidinyl, or morpholinyl of R₁-R⁴, R_a-R_m, or R_p-R_q, may optionally be substituted with 1, 2, or 3 Z; and each Z is independently halo, nitro, cyano, hydroxy, (C₁-C₁₀)

30

alkyl, (C₃-C₈)cycloalkyl, (C₁-C₁₀)alkoxy, (C₁-C₁₀) alkanoyl, (C₂-C₁₀)alkanoyloxy, trifluoromethyl, aryl, aryloxy, heteroaryl, or —SR_n, wherein R_n is hydrogen, (C₁-C₁₀)alkyl, (C₃-C₈)cycloalkyl, aryl, benzyl, phenethyl, or heteroaryl;

and further wherein any aryl, aryloxy, heteroaryl, benzyl, or phenethyl of Z may optionally be substituted with 1, 2, or 3 substituents selected from the group consisting of halo, nitro, cyano, hydroxy, (C₁-C₁₀)alkyl, (C₃-C₈) cycloalkyl, (C₁-C₁₀)alkoxy, (C₁-C₁₀)alkanoyl, (C₂-C₁₀)alkanoyloxy, benzyloxy, 4-methoxybenzyloxy, and trifluoromethyl;

comprising:

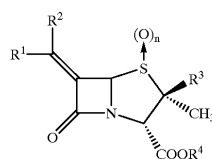
deprotecting a corresponding ester of the formula (I) where R⁴ is (C₁-C₁₀)alkyl, (C₃-C₈)cycloalkyl, (C₂-C₁₀)alkenyl, (C₂-C₁₀)alkynyl, aryl, or heteroaryl, to form the compound of formula (I) wherein R⁴ is hydrogen.

2. The process of claim 1 wherein deprotecting is by hydrolysis.

3. The process of claim 2 wherein hydrolysis is accomplished with a suitable acid.

4. The process of claim 1 further comprising treating the resulting compound of formula (I) where R⁴ is hydrogen with a base to form a pharmaceutically acceptable salt.

5. A process for preparing a product of formula (I):



wherein

R¹ and R² are each independently hydrogen, (C₁-C₁₀) alkyl, (C₃-C₈)cycloalkyl, (C₂-C₁₀)alkenyl, (C₂-C₁₀) alkynyl, —COOR_a, —CONR_bR_c, cyano, —C(=O)R_d, —OR_e, aryl, heteroaryl, oxazolidinyl, isoxazolidinyl, morpholinyl, —S(O)_mR_p, —NR_gR_h, azido, or halo;

R³ is (C₃-C₁₀)alkyl, (C₂-C₁₀)alkenyl, (C₂-C₁₀)alkynyl, (C₁-C₁₀)alkanoyl, (C₃-C₈)cycloalkyl, aryl, heteroaryl, aryl(C₁-C₁₀)alkyl, heteroaryl(C₁-C₁₀)alkyl, or —CH₂R_i, wherein R_i is halo, cyano, cyanato, —OR_j, —NR_kR_l, azido, —SR_m, or (C₃-C₈)cycloalkyl;

R⁴ is (C₁-C₁₀)alkyl, (C₃-C₈)cycloalkyl, (C₂-C₁₀)alkenyl, (C₂-C₁₀)alkynyl, aryl, or heteroaryl;

m is 0, 1, or 2;

n is 0;

each R_a-R_f is independently hydrogen, (C₁-C₁₀)alkyl, (C₃-C₈)cycloalkyl, (C₂-C₁₀)alkenyl, (C₂-C₁₀)alkynyl, aryl, heteroaryl, oxazolidinyl, isoxazolidinyl, or morpholinyl;

each R_g or R_h is independently hydrogen, (C₁-C₁₀)alkyl, (C₃-C₈)cycloalkyl, (C₂-C₁₀)alkenyl, (C₂-C₁₀)alkynyl, (C₁-C₁₀)alkanoyl, aryl, benzyl, phenethyl, heteroaryl oxazolidinyl, isoxazolidinyl, or morpholinyl; or R_g and R_h together with the nitrogen to which they are attached are triazolyl, imidazolyl, oxazolidinyl, isoxazolidinyl, pyrrolyl, morpholino, piperidino, pyrrolidino, pyrazolyl, indolyl, or tetrazolyl;

R_j is hydrogen, (C₁-C₁₀)alkyl, (C₃-C₈)cycloalkyl, (C₂-C₁₀)alkenyl, (C₂-C₁₀)alkynyl, —C(=O)N(R_p)₂,

US 6,770,759 B2

31

aryl, heteroaryl, arylcarbonyl, heteroarylcarbonyl, or (C₁-C₁₀)alkanoyl, wherein each R_p is independently hydrogen, (C₁-C₁₀)alkyl, aryl, benzyl, phenethyl, or heteroaryl;

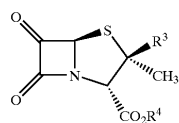
each R_k or R_l is independently hydrogen, (C₁-C₁₀)alkyl, (C₃-C₈)cycloalkyl, (C₂-C₁₀)alkenyl, (C₂-C₁₀)alkynyl, (C₁-C₁₀)alkanoyl, —C(=O)N(R_q)₂, aryl, benzyl, phenethyl, heteroaryl oxazolidinyl, isoxazolidinyl, or morpholinyl, wherein each R_q is independently hydrogen, (C₁-C₁₀)alkyl, aryl, benzyl, phenethyl, or heteroaryl; or R_k and R_l together with the nitrogen to which they are attached are triazolyl, imidazolyl, oxazolidinyl, isoxazolidinyl, pyrrolyl, morpholino, piperidino, pyrrolidino, pyrazolyl, indolyl, or tetrazolyl; and

R_m is hydrogen, (C₁-C₁₀)alkyl, (C₃-C₈)cycloalkyl, (C₂-C₁₀)alkenyl, (C₂-C₁₀)alkynyl, cyano, aryl, benzyl, phenethyl, heteroaryl, oxazolidinyl, isoxazolidinyl, or morpholinyl;

wherein any (C₁-C₁₀)alkyl, (C₃-C₈)cycloalkyl, (C₂-C₁₀)alkenyl, (C₂-C₁₀)alkynyl, (C₁-C₁₀)alkanoyl, aryl, benzyl, phenethyl, heteroaryl, arylcarbonyl, heteroarylcarbonyl, oxazolidinyl, isoxazolidinyl, or morpholinyl of R¹-R⁴, R_a-R_m, or R_p-R_q, may optionally be substituted with 1, 2, or 3 Z; and each Z is independently halo, nitro, cyano, hydroxy, (C₁-C₁₀)alkyl, (C₃-C₈)cycloalkyl, (C₁-C₁₀)alkoxy, (C₁-C₁₀)alkanoyl, (C₂-C₁₀)alkanoyloxy, trifluoromethyl, aryl, aryloxy, heteroaryl, or —SR_n, wherein R_n is hydrogen, (C₁-C₁₀)alkyl, (C₃-C₈)cycloalkyl, aryl, benzyl, phenethyl, or heteroaryl;

and further wherein any aryl, aryloxy, heteroaryl, benzyl, or phenethyl of Z may optionally be substituted with 1, 2, or 3 substituents selected from the group consisting of halo, nitro, cyano, hydroxy, (C₁-C₁₀)alkyl, (C₃-C₈)cycloalkyl, (C₁-C₁₀)alkoxy, (C₁-C₁₀)alkanoyl, (C₂-C₁₀)alkanoyloxy, benzoyloxy, 4-methoxybenzyloxy, and trifluoromethyl;

or a pharmaceutically acceptable salt thereof, comprising: reacting a corresponding diketone compound of the formula:



where R⁴ is (C₁-C₁₀)alkyl, (C₃-C₈)cycloalkyl, (C₂-C₁₀)alkenyl, (C₂-C₁₀)alkynyl, aryl, or heteroaryl, with a phosphorous ylide comprising the R¹ and R² substituents to form the product of formula (I).

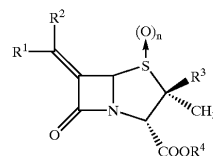
6. The process of claim 5 wherein the ylide is of the formula R¹R²C=PPH₃.

7. The process of claim 4 further comprising treating the resulting compound of formula (I) where n is 0 with an oxidizing agent to form a compound of formula (I) where n is 1 or 2.

32

8. A process for preparing a product of formula (I):

(I)



wherein

R¹ and R² are each independently hydrogen, (C₁-C₁₀)alkyl, (C₃-C₈)cycloalkyl, (C₂-C₁₀)alkenyl, (C₂-C₁₀)alkynyl, —COOR_a, —CONR_bR_c, cyano, —C(=O)R_d, —OR_e, aryl, heteroaryl, oxazolidinyl, isoxazolidinyl, morpholinyl, —S(O)_mR_f, —NR_gR_h, azido, or halo;

R³ is (C₃-C₁₀)alkyl, (C₂-C₁₀)alkenyl, (C₂-C₁₀)alkynyl, (C₁-C₁₀)alkanoyl, (C₃-C₈)cycloalkyl, aryl, heteroaryl, aryl(C₁-C₁₀)alkyl, heteroaryl(C₁-C₁₀)alkyl, or —CH₂R_i, wherein R_i is halo, cyano, cyanato, —OR_j, —NR_kR_l, azido, —SR_m, or (C₃-C₈)cycloalkyl;

R⁴ is H;

m is 0, 1, or 2;

n is 1 or 2;

each R_a-R_f is independently hydrogen, (C₁-C₁₀)alkyl, (C₃-C₈)cycloalkyl, (C₂-C₁₀)alkenyl, (C₂-C₁₀)alkynyl, aryl, heteroaryl, oxazolidinyl, isoxazolidinyl, or morpholinyl;

each R_g or R_h is independently hydrogen, (C₁-C₁₀)alkyl, (C₃-C₈)cycloalkyl, (C₂-C₁₀)alkenyl, (C₂-C₁₀)alkynyl, (C₁-C₁₀)alkanoyl, aryl, benzyl, phenethyl, heteroaryl oxazolidinyl, isoxazolidinyl, or morpholinyl; or R_g and R_h together with the nitrogen to which they are attached are triazolyl, imidazolyl, oxazolidinyl, isoxazolidinyl, pyrrolyl, morpholino, piperidino, pyrrolidino, pyrazolyl, indolyl, or tetrazolyl;

R_i is hydrogen, (C₁-C₁₀)alkyl, (C₃-C₈)cycloalkyl, (C₂-C₁₀)alkenyl, (C₂-C₁₀)alkynyl, —C(=O)N(R_p)₂, aryl, heteroaryl, arylcarbonyl, heteroarylcarbonyl, or (C₁-C₁₀)alkanoyl, wherein each R_p is independently hydrogen, (C₁-C₁₀)alkyl, aryl, benzyl, phenethyl, or heteroaryl;

each R_k or R_l is independently hydrogen, (C₁-C₁₀)alkyl, (C₃-C₈)cycloalkyl, (C₂-C₁₀)alkenyl, (C₂-C₁₀)alkynyl, (C₁-C₁₀)alkanoyl, —C(=O)N(R_q)₂, aryl, benzyl, phenethyl, heteroaryl oxazolidinyl, isoxazolidinyl, or morpholinyl, wherein each R_q is independently hydrogen, (C₁-C₁₀)alkyl, aryl, benzyl, phenethyl, or heteroaryl; or R_k and R_l together with the nitrogen to which they are attached are triazolyl, imidazolyl, oxazolidinyl, isoxazolidinyl, pyrrolyl, morpholino, piperidino, pyrrolidino, pyrazolyl, indolyl, or tetrazolyl; and

R_m is hydrogen, (C₁-C₁₀)alkyl, (C₃-C₈)cycloalkyl, (C₂-C₁₀)alkenyl, (C₂-C₁₀)alkynyl, cyano, aryl, benzyl, phenethyl, heteroaryl, oxazolidinyl, isoxazolidinyl, or morpholinyl;

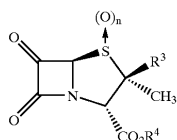
wherein any (C₁-C₁₀)alkyl, (C₃-C₈)cycloalkyl, (C₂-C₁₀)alkenyl, (C₂-C₁₀)alkynyl, (C₁-C₁₀)alkanoyl, aryl, benzyl, phenethyl, heteroaryl, arylcarbonyl, heteroarylcarbonyl, oxazolidinyl, isoxazolidinyl, or morpholinyl of R¹-R⁴, R_a-R_m, or R_p-R_q, may optionally be substituted with 1, 2, or 3 Z; and each Z is independently halo, nitro, cyano, hydroxy, (C₁-C₁₀)

33

alkyl, (C₃-C₈)cycloalkyl, (C₁-C₁₀)alkoxy, (C₁-C₁₀)alkanoyl, (C₂-C₁₀)alkanoyloxy, trifluoromethyl, aryl, aryloxy, heteroaryl, or —SR_n, wherein R_n is hydrogen, (C₁-C₁₀)alkyl, (C₃-C₈)cycloalkyl, aryl, benzyl, phenethyl, or heteroaryl;

and further wherein any aryl, aryloxy, heteroaryl, benzyl, or phenethyl of Z may optionally be substituted with 1, 2, or 3 substituents selected from the group consisting of halo, nitro, cyano, hydroxy, (C₁-C₁₀)alkyl, (C₃-C₈)cycloalkyl, (C₁-C₁₀)alkoxy, (C₁-C₁₀)alkanoyl, (C₂-C₁₀)alkanoyloxy, benzyloxy, 4-methoxybenzyloxy, and trifluoromethyl; or a pharmaceutically acceptable salt thereof, comprising:

reacting a corresponding diketone compound of the formula:



where R⁴ is (C₁-C₁₀)alkyl, (C₃-C₈)cycloalkyl, (C₂-C₁₀)alkenyl, (C₂-C₁₀)alkynyl, aryl, or heteroaryl, with a phosphorous ylide comprising the R¹ and R² substituents to form a first intermediate compound; where n is 0 and R⁴ is (C₁-C₁₀)alkyl, (C₃-C₈)cycloalkyl, (C₂-C₁₀)alkenyl, (C₂-C₁₀)alkynyl, aryl, or heteroaryl;

oxidizing the resulting compound; where n is 0 to form a second intermediate compound; where n is 1 or 2; and converting the second intermediate compound to the compound of formula (I) wherein R⁴ is hydrogen.

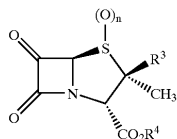
9. The process of claim 8 wherein the ylide is of the formula R¹R²C=PPh₃.

10. The process of claim 8 wherein oxidizing is accomplished with a peracid.

11. The process of claim 8 wherein converting is accomplished by hydrolysis.

12. The process of claim 11 wherein hydrolysis is accomplished with a suitable acid.

13. A compound of the formula:



wherein

R³ is (C₃-C₁₀)alkyl, (C₂-C₁₀)alkenyl, (C₂-C₁₀)alkynyl, (C₁-C₁₀)alkanoyl, (C₃-C₈)cycloalkyl, aryl, heteroaryl, aryl(C₁-C₁₀)alkyl, heteroaryl(C₁-C₁₀)alkyl, or —CH₂R_p, wherein R_p is halo, cyano, cyanato, —OR_p, —NR_kR_l, azido, —SR_m, or (C₃-C₈)cycloalkyl;

R⁴ is hydrogen, (C₁-C₁₀)alkyl, (C₃-C₈)cycloalkyl, (C₂-C₁₀)alkenyl, (C₂-C₁₀)alkynyl, aryl, or heteroaryl;

34

m and n are each independently 0, 1, or 2;

each R_a-R_f is independently hydrogen, (C₁-C₁₀)alkyl, (C₃-C₈)cycloalkyl, (C₂-C₁₀)alkenyl, (C₂-C₁₀)alkynyl, aryl, heteroaryl, oxazolidinyl, isoxazolidinyl, or morpholinyl;

each R_g or R_h is independently hydrogen, (C₁-C₁₀)alkyl, (C₃-C₈)cycloalkyl, (C₂-C₁₀)alkenyl, (C₂-C₁₀)alkynyl, (C₁-C₁₀)alkanoyl, aryl, benzyl, phenethyl, heteroaryl oxazolidinyl, isoxazolidinyl, or morpholinyl; or R_g and R_h together with the nitrogen to which they are attached are triazolyl, imidazolyl, oxazolidinyl, isoxazolidinyl, pyrrolyl, morpholino, piperidino, pyrrolidino, pyrazolyl, indolyl, or tetrazolyl;

R_j is hydrogen, (C₁-C₁₀)alkyl, (C₃-C₈)cycloalkyl, (C₂-C₁₀)alkenyl, (C₂-C₁₀)alkynyl, —C(=O)N(R_p)₂, aryl, heteroaryl, arylcarbonyl, heteroarylcarbonyl, or (C₁-C₁₀)alkanoyl, wherein each R_p is independently hydrogen, (C₁-C₁₀)alkyl, aryl, benzyl, phenethyl, or heteroaryl;

each R_k or R_l is independently hydrogen, (C₁-C₁₀)alkyl, (C₃-C₈)cycloalkyl, (C₂-C₁₀)alkenyl, (C₂-C₁₀)alkynyl, (C₁-C₁₀)alkanoyl, —C(=O)N(R_p)₂, aryl, benzyl, phenethyl, heteroaryl oxazolidinyl, isoxazolidinyl, or morpholinyl, wherein each R_q is independently hydrogen, (C₁-C₁₀)alkyl, aryl, benzyl, phenethyl, or heteroaryl; or R_k and R_l together with the nitrogen to which they are attached are triazolyl, imidazolyl, oxazolidinyl, isoxazolidinyl, pyrrolyl, morpholino, piperidino, pyrrolidino, pyrazolyl, indolyl, or tetrazolyl; and

R_m is hydrogen, (C₁-C₁₀)alkyl, (C₃-C₈)cycloalkyl, (C₂-C₁₀)alkenyl, (C₂-C₁₀)alkynyl, cyano, aryl, benzyl, phenethyl, heteroaryl, oxazolidinyl, isoxazolidinyl, or morpholinyl;

wherein any (C₁-C₁₀)alkyl, (C₃-C₈)cycloalkyl, (C₂-C₁₀)alkenyl, (C₂-C₁₀)alkynyl, (C₁-C₁₀)alkanoyl, aryl, benzyl, phenethyl, heteroaryl, arylcarbonyl, heteroarylcarbonyl, oxazolidinyl, isoxazolidinyl, or morpholinyl of R¹-R⁴, R_a-R_m, or R_p-R_q, may optionally be substituted with 1, 2, or 3 Z; and each Z is independently halo, nitro, cyano, hydroxy, (C₁-C₁₀)alkyl, (C₃-C₈)cycloalkyl, (C₁-C₁₀)alkoxy, (C₁-C₁₀)alkanoyl, (C₂-C₁₀)alkanoyloxy, trifluoromethyl, aryl, aryloxy, heteroaryl, or —SR_n, wherein R_n is hydrogen, (C₁-C₁₀)alkyl, (C₃-C₈)cycloalkyl, aryl, benzyl, phenethyl, or heteroaryl;

and further wherein any aryl, aryloxy, heteroaryl, benzyl, or phenethyl of Z may optionally be substituted with 1, 2, or 3 substituents selected from the group consisting of halo, nitro, cyano, hydroxy, (C₁-C₁₀)alkyl, (C₃-C₈)cycloalkyl, (C₁-C₁₀)alkoxy, (C₁-C₁₀)alkanoyl, (C₂-C₁₀)alkanoyloxy, benzyloxy, 4-methoxybenzyloxy, and trifluoromethyl;

or a pharmaceutically acceptable salt thereof.

14. The method of claim 8 further comprising treating the resulting product of formula (I) where R⁴ is H with a base to provide a pharmaceutically acceptable salt.

* * * * *

U.S. Patent No. 6,770,759

UNITED STATES PATENT AND TRADEMARK OFFICE
CERTIFICATE OF CORRECTION

PATENT NO. : 6,770,759 B2
DATED : August 3, 2004
INVENTOR(S) : Buynak et al.

Page 1 of 1

It is certified that error appears in the above-identified patent and that said Letters Patent is hereby corrected as shown below:

Title page.

Item [56], **References Cited**, OTHER PUBLICATIONS,

“Arisawa M., et al.,” reference, delete “Lactamasae” and insert -- Lactamases --, therefor.

“Bennett, L.S., et al.,” reference, delete “Lactamse” and insert -- Lactamase --, therefor; and delete “Triazolyl” and insert -- Triazolyl --, therefor.

“Brenner, D.G. et al.,” reference, delete “Lactamse” and insert -- Lactamase --, therefor.

Item [57], **ABSTRACT**,

Line 1, delete “Compound” and insert -- Compounds --, therefor.

Column 29.

Line 48, delete “(R₂)₂” and insert -- (R_q)₂ --, therefor.

Line 65, delete “R₁-R³” and insert -- R¹-R³ --, therefor.

Column 30.

Line 59, delete “C₂-C₁₀” and insert -- C₂-C₁₀ --, therefor.

Column 32.

Line 64, after “heteroarylcarbonyl,” delete “;”.

Column 33.

Line 10, delete “C-C₁₀” and insert -- C₁-C₁₀ --, therefor.

Line 59, delete “-NR_kR₁” and insert -- NR_kR₁ --, therefor.

Signed and Sealed this

Seventh Day of December, 2004



JON W. DUDAS

Director of the United States Patent and Trademark Office